
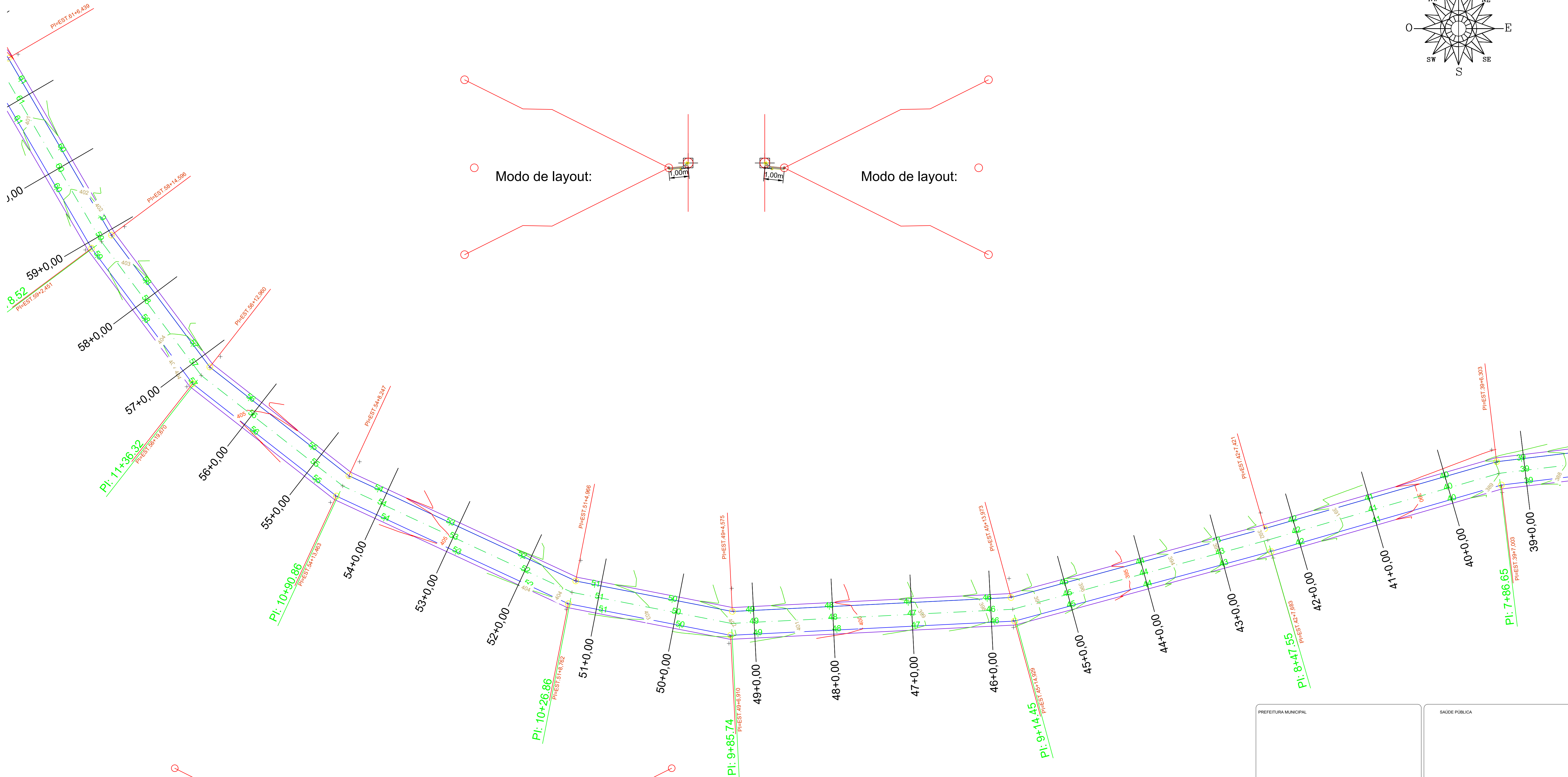
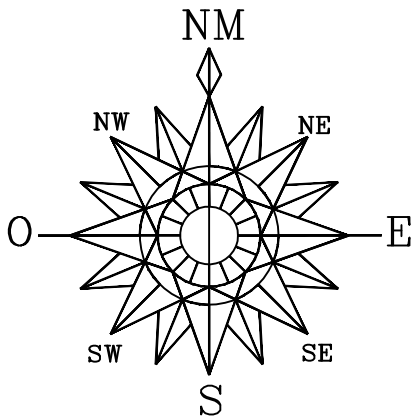


PREFEITURA MUNICIPAL		SAÚDE PÚBLICA	
PROJETO DE PAVIMENTAÇÃO ASFÁLTICA EM CBUQ COMUNIDADE LINHA AURORA A COMUNIDADE COLONIA NOVA			
PREFEITURA MUNICIPAL DE NOVA PRATA DO IGUAÇU  Rua Vereador Valmor Gomes, 11/59 — Caixa Postal, 01 CEP 85.685 — 000 — Nova Prata do Iguaçu — Paraná. Tel—Fax (046) 3545—1442			
OBRA:		PARANÁ	
RESPONSÁVEL TÉCNICO:		INDICADAS	
CLEUZA CASTRO DE JESUS Engenheira Civil e Agrimensora Crea.: SC 45.442/D		02-13	



Modo de layout:

Modo de layout:

Bancada de talude
Modo de layout:

Modo de layout:

PREFEITURA MUNICIPAL	SAÚDE PÚBLICA
----------------------	---------------

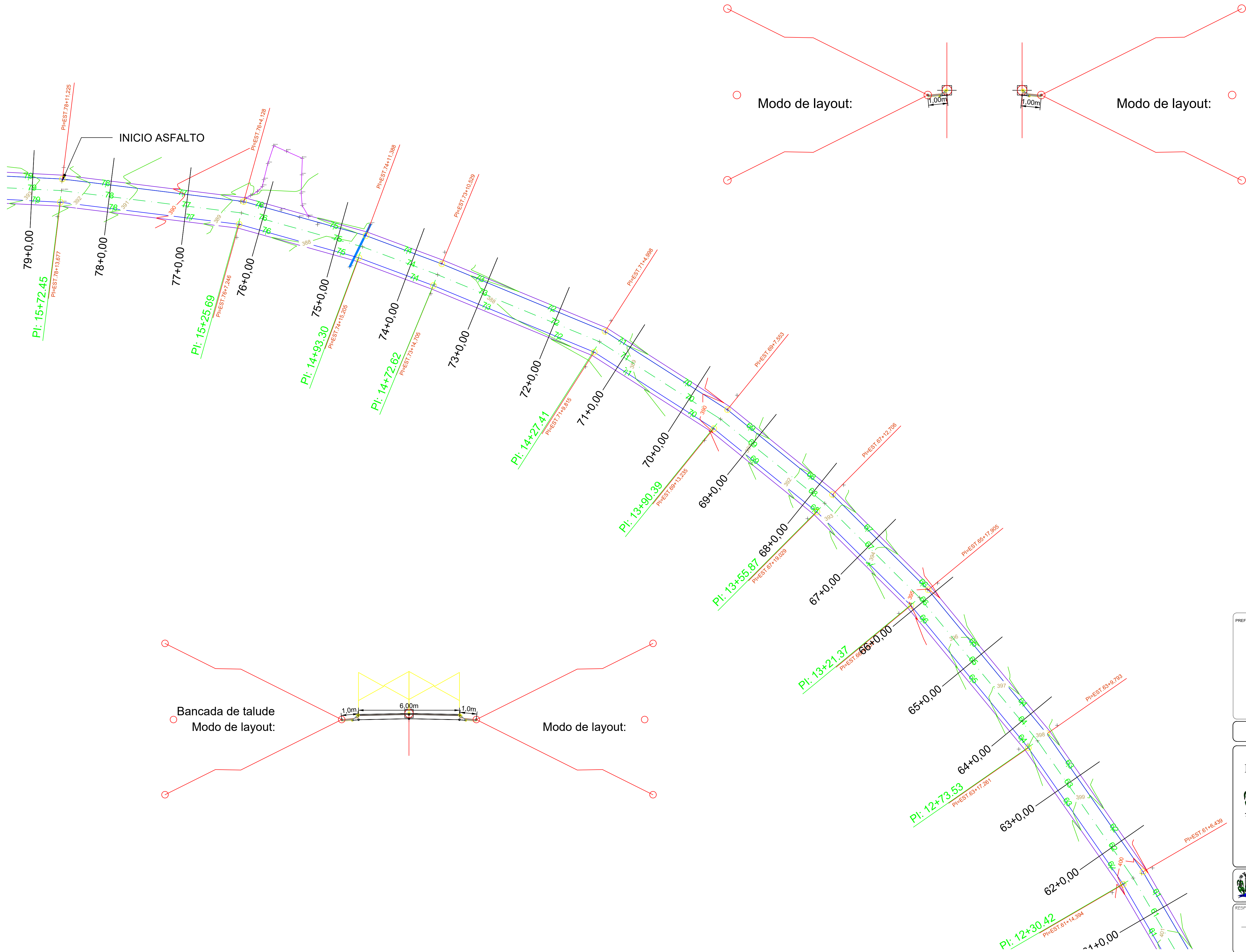
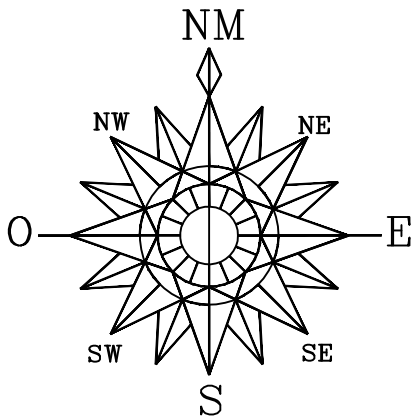
PROJETO DE PAVIMENTAÇÃO ASFÁLTICA EM CBUQ
COMUNIDADE LINHA AURORA A COMUNIDADE COLONIA NOVA


PREFEITURA MUNICIPAL DE NOVA PRATA DO IGUAÇU

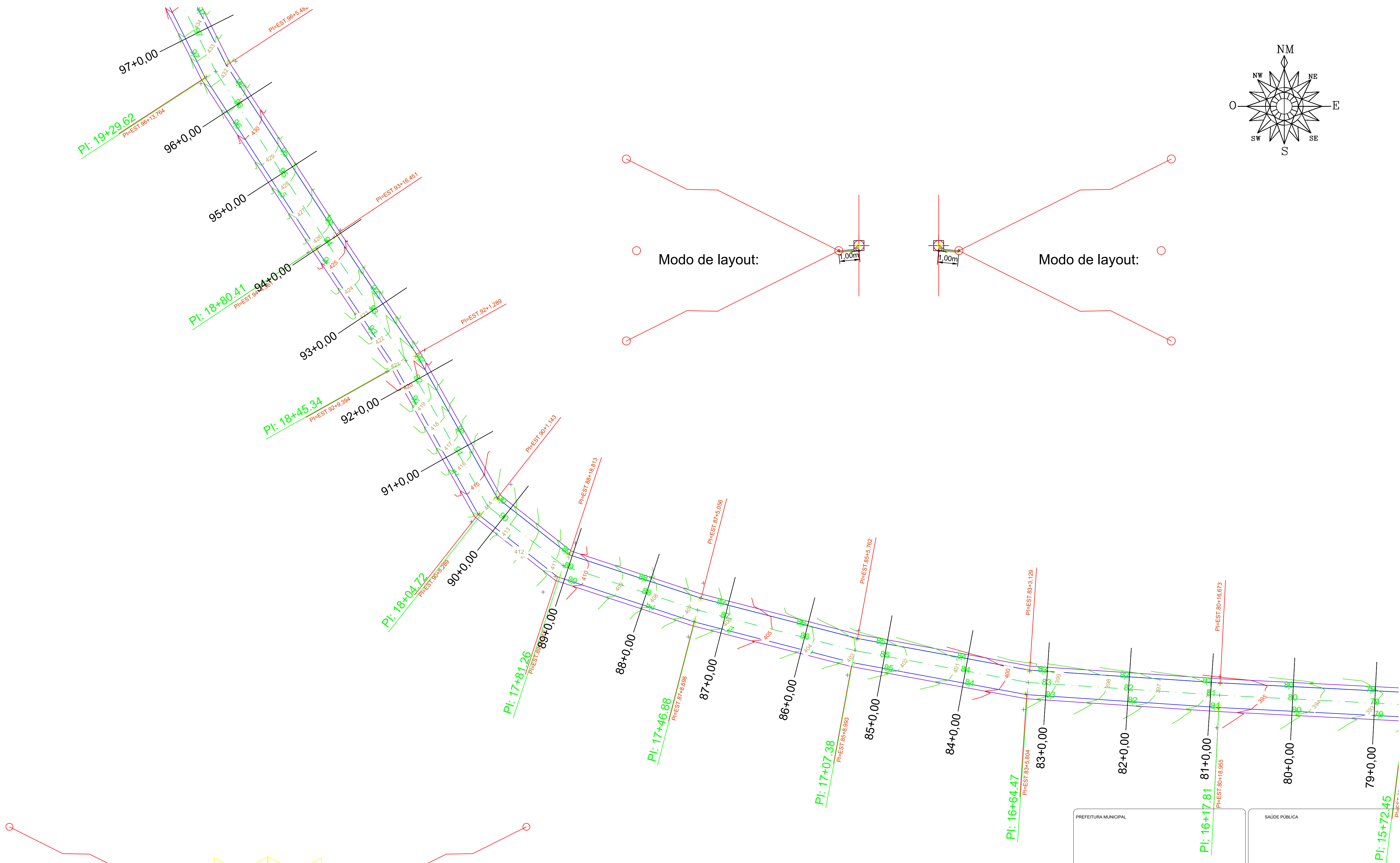
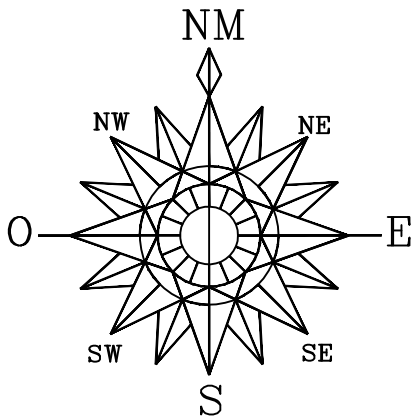


Rua Vereador Valmor Gomes, 11/59 — Caixa Postal, 01
CEP 85.685 — 000 — Nova Prata do Iguaçu — Paraná. Tel—Fax (046) 3545—1442

RESPONSÁVEL TÉCNICO: CLEUZA CASTRO DE JESUS Engenheira Civil e Agrimensora Crea.: SC 45.442/D	OBRA: NOVA PRATA DO IGUAÇU	LOCALIDADE/BAIRRO: Estrada Rural	SUPERVISOR: ANDRÉ FAUST	FOLHA: 03—13
	DATA: JULHO/2025	ELABORADO POR: ELIETE CAVAZIN PREFEITA MUNICIPAL		




PREFEITURA MUNICIPAL		SAÚDE PÚBLICA	
PROJETO DE PAVIMENTAÇÃO ASFÁLTICA EM CBUQ COMUNIDADE LINHA AURORA A COMUNIDADE COLÔNIA NOVA			
PREFEITURA MUNICIPAL DE NOVA PRATA DO IGUAÇU			
 Rua Vereador Valmor Gomes, 11/59 — Caixa Postal, 01 CEP 85.685 — 000 — Nova Prata do Iguaçu — Paraná. Tel—Fax (046) 3545—1442			
OBRA:		PARANÁ	
RESPONSÁVEL TÉCNICO:		INDICADAS:	
CLEUZA CASTRO DE JESUS Engenheira Civil e Agrimensora Crea.: SC 45.442/D		04—13	



PREFEITURA MUNICIPAL	SAÚDE PÚBLICA
----------------------	---------------

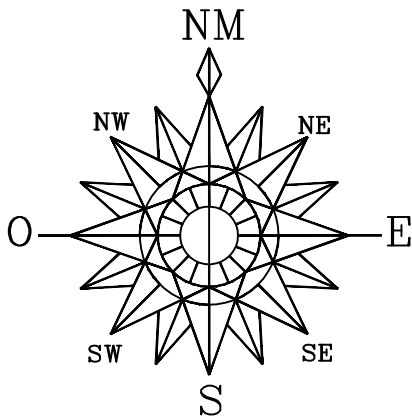
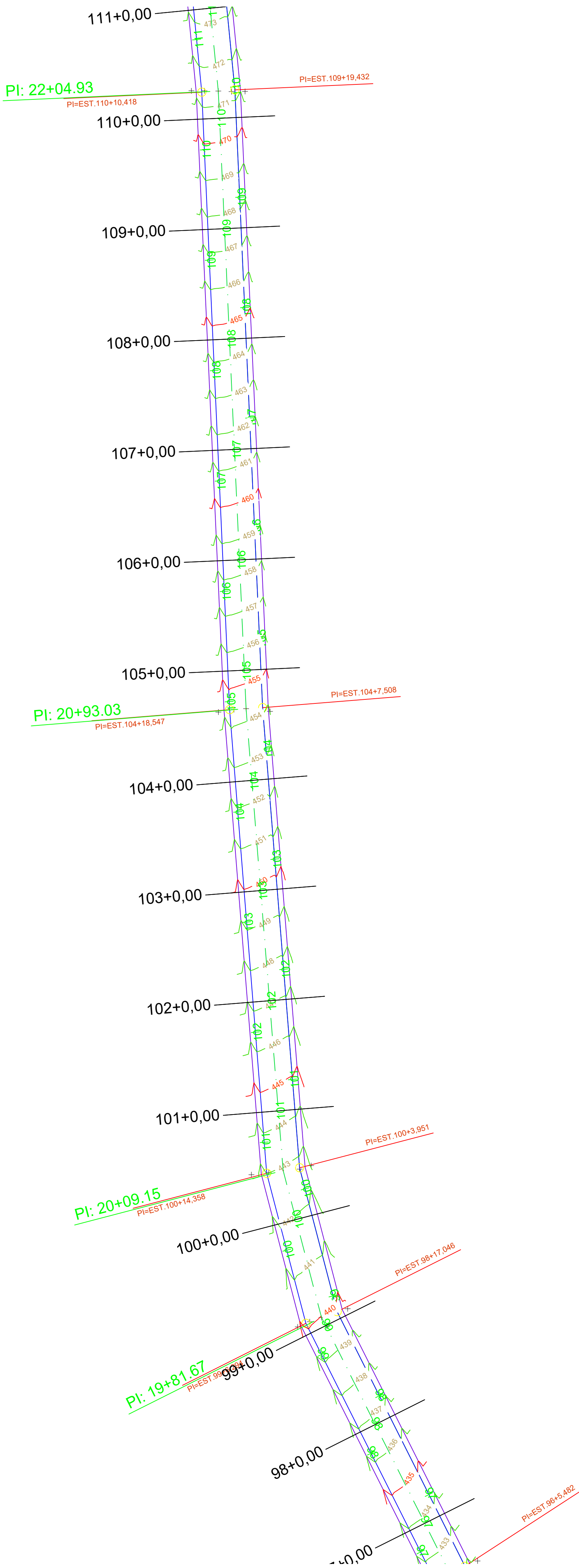
PROJETO DE PAVIMENTAÇÃO ASFÁLTICA EM CBUQ
COMUNIDADE LINHA AURORA A COMUNIDADE COLÔNIA NOVA




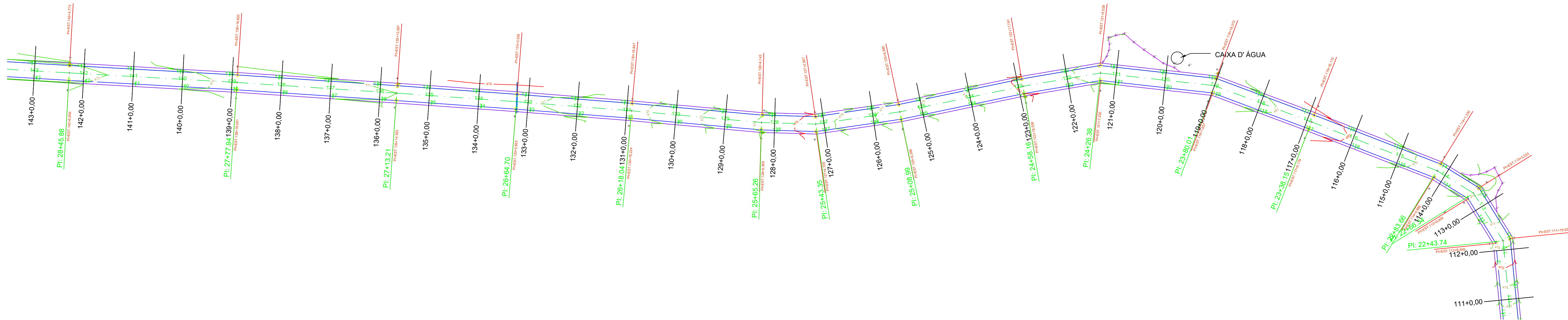
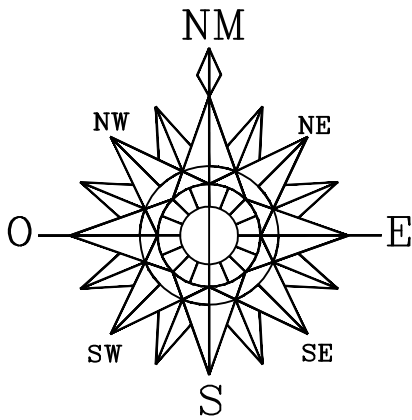
PREFEITURA MUNICIPAL DE NOVA PRATA DO IGUAÇU

Rua Vereador Valmor Gomes, 11/59 — Caixa Postal, 01
CEP 85.685 — 000 — Nova Prata do Iguaçu — Paraná. Tel-Fax (046) 3545-1442

 <p>RESPONSÁVEL TÉCNICO: CLEUZA CASTRO DE JESUS Engenheira Civil e Agrimensora Crea.: SC 45.442/D</p>	OBRA: NOVA PRATA DO IGUAÇU		PARANÁ		Georeferência: INDICADAS
	PROJETO TERRAPLANAGEM		FOLHA:		05-13
ÁREA TOTAL: INDICADA		LOCALIDADE/BAIRRO: Estrada Rural		SUPERVISOR: ANDRÉ FAUST	
ESCALA: 1:500		DATA: JULHO/2025		ELABORADO POR: ELIETE CAVALIN PREFEITA MUNICIPAL	




PREFEITURA MUNICIPAL		SAÚDE PÚBLICA	
PROJETO DE PAVIMENTAÇÃO ASFÁLTICA EM CBUQ COMUNIDADE LINHA AURORA A COMUNIDADE COLÔNIA NOVA			
PREFEITURA MUNICIPAL DE NOVA PRATA DO IGUAÇU			
 <div>Rua Vereador Valmor Gomes, 11/59 — Caixa Postal, 01 CEP 85.685 — 000 — Nova Prata do Iguaçu — Paraná. Tel—Fax (046) 3545—1442</div>			
OBRA:		PARANÁ	
NOVA PRATA DO IGUAÇU		INDICADAS	
RESPONSÁVEL TÉCNICO:		Georeferência:	
CLEUZA CASTRO DE JESUS Engenheira Civil e Agrimensora Crea.: SC 45.442/D		FOLHA:	
ÁREA TOTAL: INDICADA		LOCALIDADE/BAIRRO: Estrada Rural	
ESCALA: 1:500		SUPERVISOR: ANDRÉ FAUST	
DATA: JULHO/2025		ELABORADO POR: ELIETE CAVAZIN PREFEITA MUNICIPAL	
		06—13	



PREFEITURA MUNICIPAL	SAÚDE PÚBLICA
----------------------	---------------

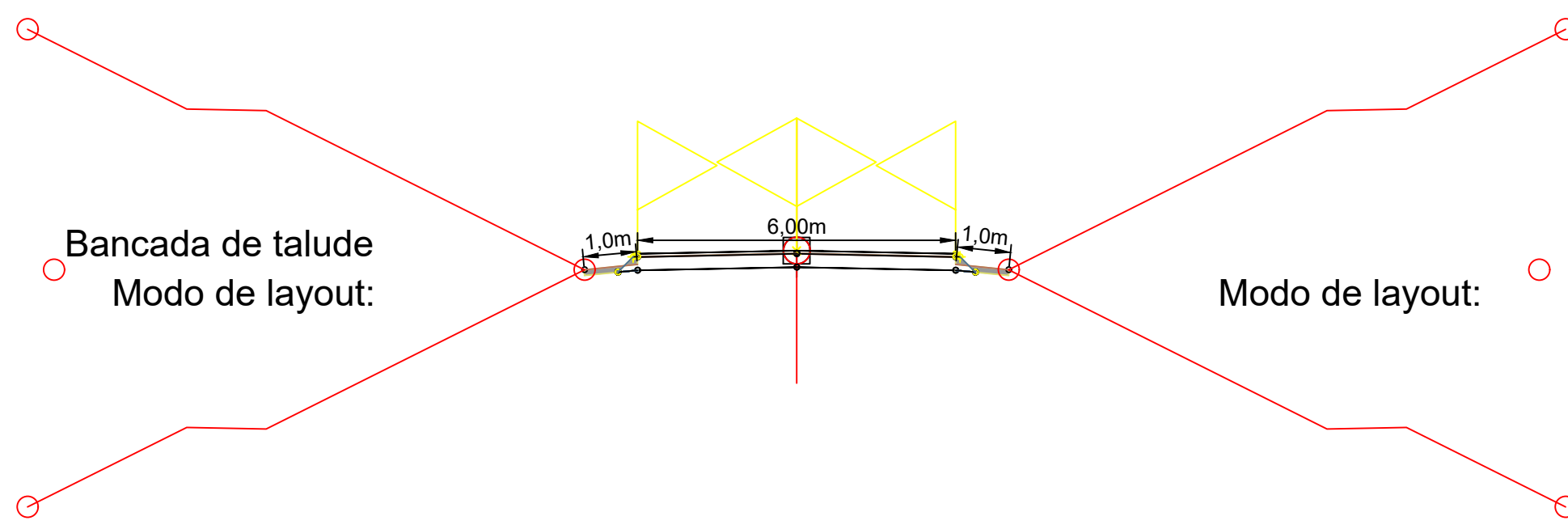
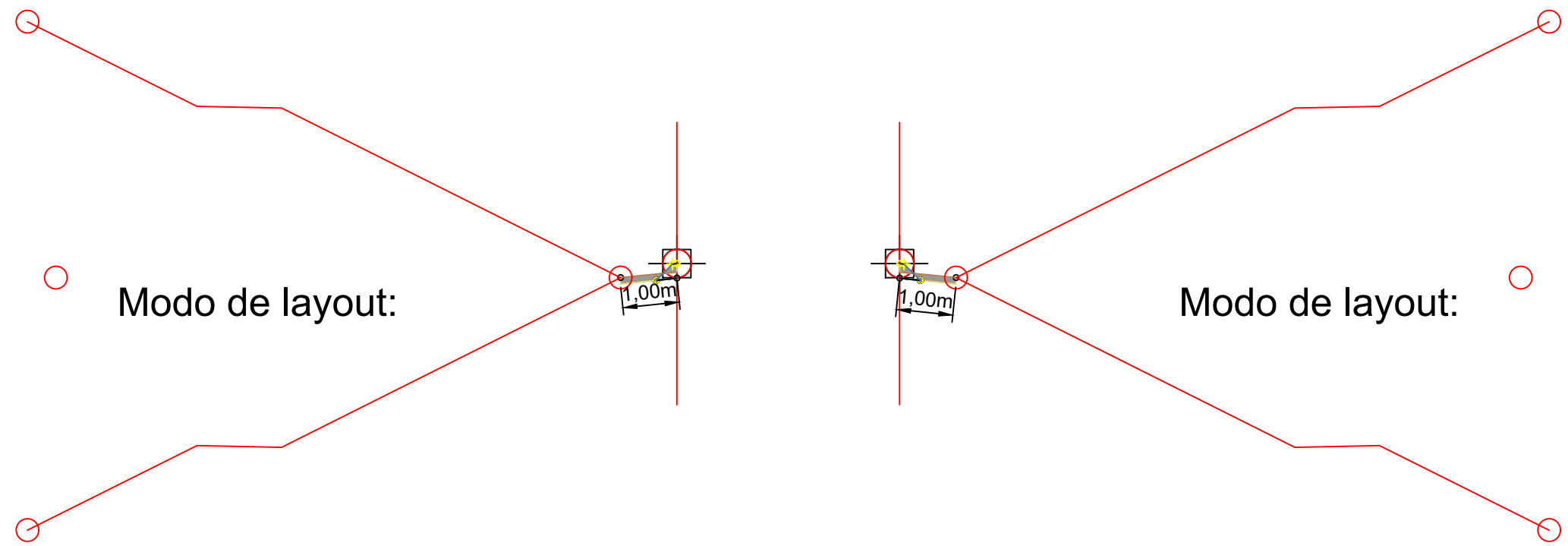
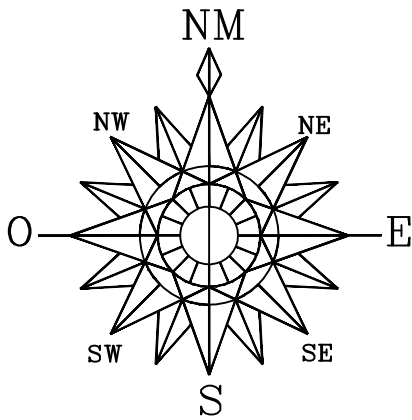

PROJETO DE PAVIMENTAÇÃO ASFÁLTICA EM CBUQ
COMUNIDADE LINHA AURORA A COMUNIDADE COLONIA NOVA


PREFEITURA MUNICIPAL DE NOVA PRATA DO IGUAÇU

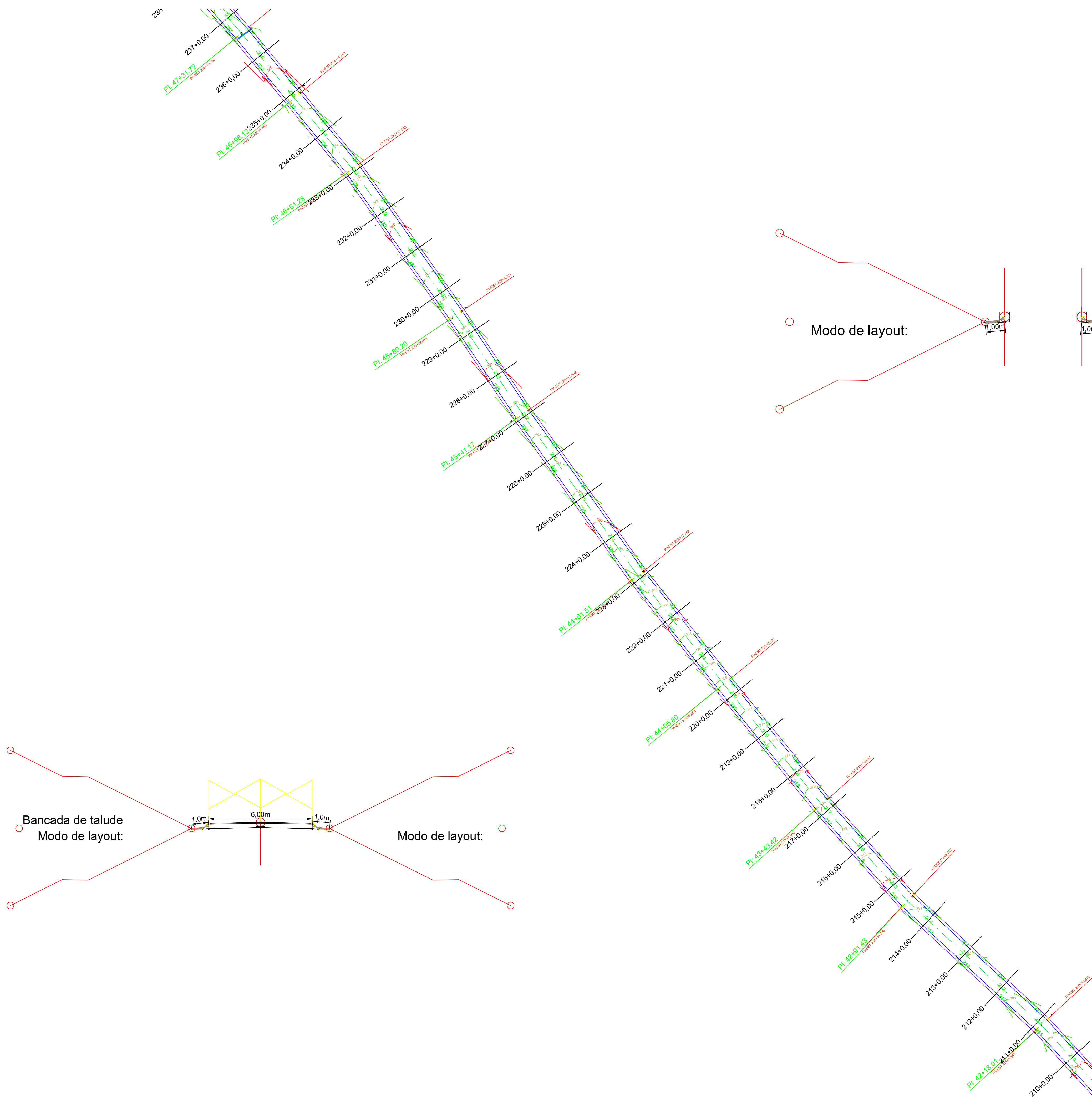
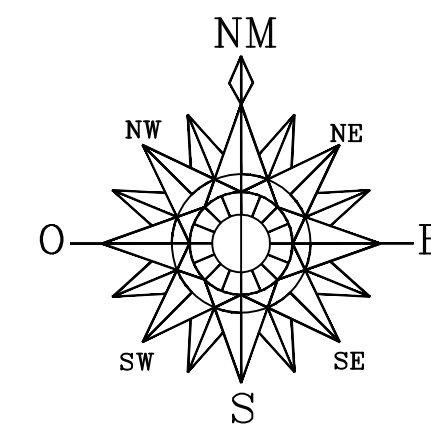



Rua Vereador Valmor Gomes, 11/59 — Caixa Postal, 01
CEP 85.685 — 000 — Nova Prata do Iguaçu — Paraná. Tel—Fax (046) 3545—1442

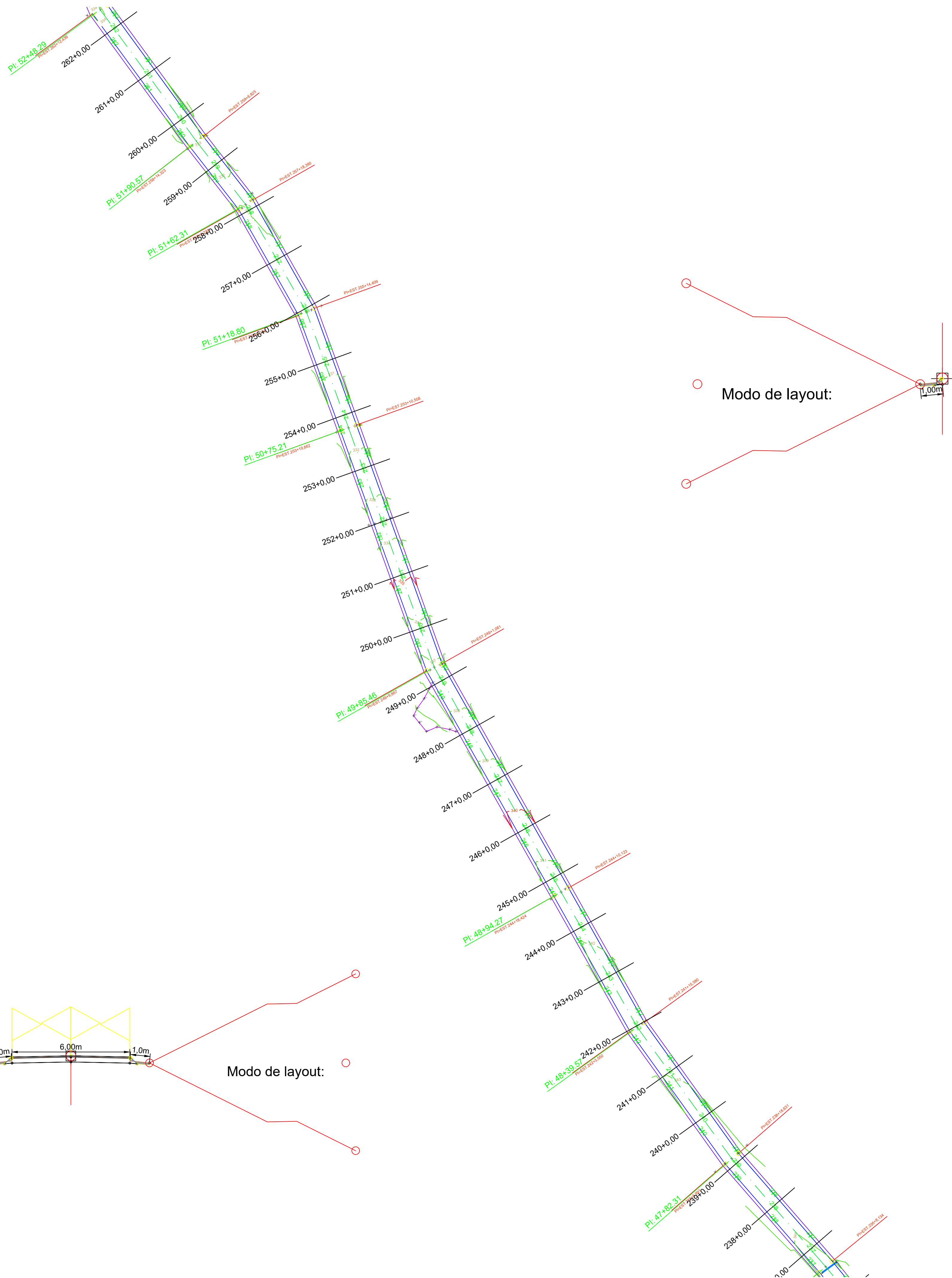
 RESPONSÁVEL TÉCNICO: CLEUZA CASTRO DE JESUS Engenheira Civil e Agrimensora Crea.: SC 45.442/D	OBRA: NOVA PRATA DO IGUAÇU	LOCALIDADE/BAIRRO: Estrada Rural	SUPERVISOR: ANDRÉ FAUST	Georeferência: INDICADAS
	ÁREA TOTAL: INDICADA	LOCALIDADE/BAIRRO: Estrada Rural	SUPERVISOR: ANDRÉ FAUST	FOLHA: 07—13



PREFEITURA MUNICIPAL		SAÚDE PÚBLICA	
PROJETO DE PAVIMENTAÇÃO ASFÁLTICA EM CBUQ COMUNIDADE LINHA AURORA A COMUNIDADE COLÔNIA NOVA			
PREFEITURA MUNICIPAL DE NOVA PRATA DO IGUAÇU  Rua Vereador Valmor Gomes, 11/59 — Caixa Postal, 01 CEP 85.685 — 000 — Nova Prata do Iguaçu — Paraná. Tel—Fax (046) 3545—1442			
OBRA:		PARANÁ	
RESPONSÁVEL TÉCNICO:		INDICADAS:	
CLEUZA CASTRO DE JESUS Engenheira Civil e Agrimensora Cres.: SC 45.442/D		08—13	
ÁREA TOTAL: INDICADA		LOCALIDADE/BAIRRO: Estrada Rural	
ESCALA: 1:500		SUPERVISOR: ANDRÉ FAUST	
DATA: JULHO/2025		ELABORADO POR: ELIETE CAVAZIN PREFEITA MUNICIPAL	



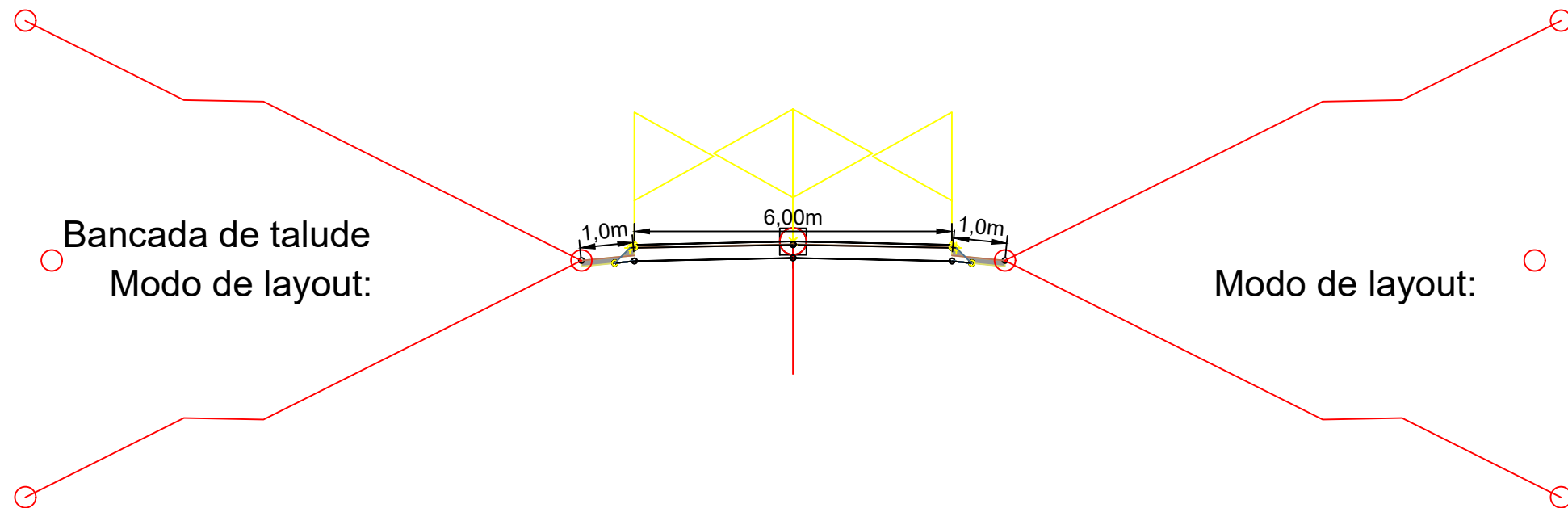
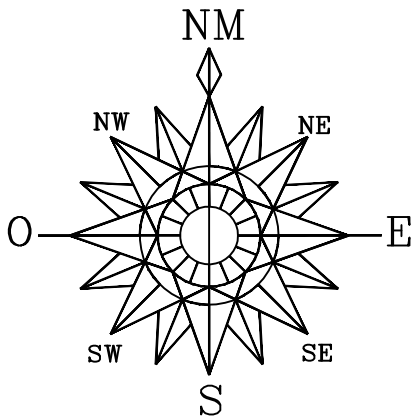
PREFEITURA MUNICIPAL		SAÚDE PÚBLICA	
PROJETO DE PAVIMENTAÇÃO ASFÁLTICA EM CBUQ COMUNIDADE LINHA AURORA A COMUNIDADE COLONIA NOVA			
PREFEITURA MUNICIPAL DE NOVA PRATA DO IGUAÇU			
 Rua Vereador Valmor Gomes, 11/59 — Caixa Postal, 01 CEP 85.685 — 000 — Nova Prata do Iguaçu — Paraná. Tel—Fax (046) 3545—1442			
OBRA:		PARANÁ	
RESPONSÁVEL TÉCNICO:		SUPERVISOR:	
NOVA PRATA DO IGUAÇU		ANDRÉ FAUST	
ÁREA TOTAL:		LOCALIDADE/BAIRRO:	
INDICADA		Estrada Rural	
ESCALA:		FOLHA:	
1:500		10—13	
DATA:		ELABORADO POR:	
JULHO/2025		ELIETE CAVAZIN PREFEITA MUNICIPAL	



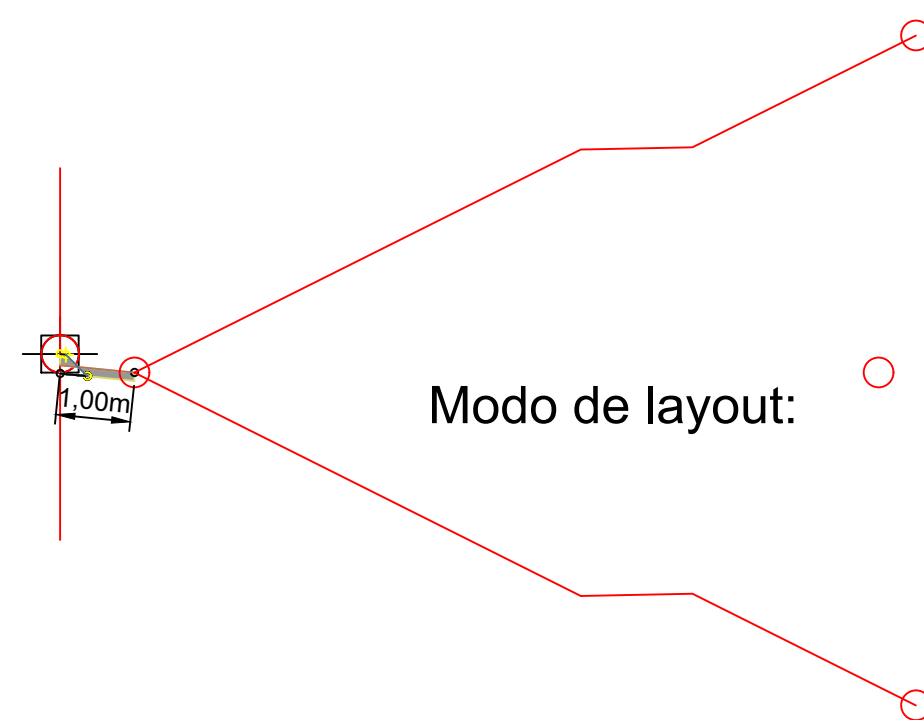
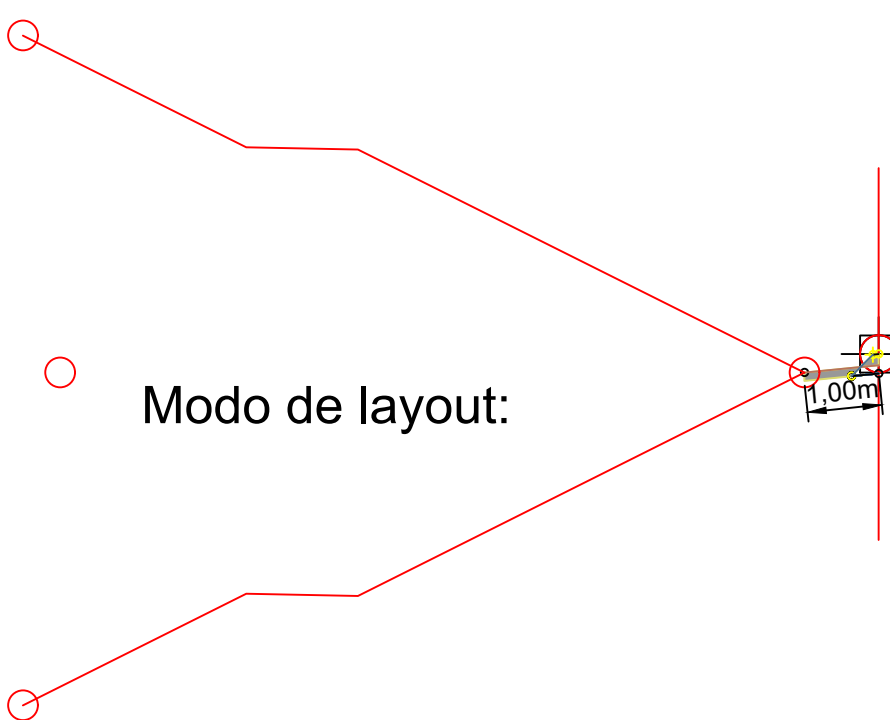
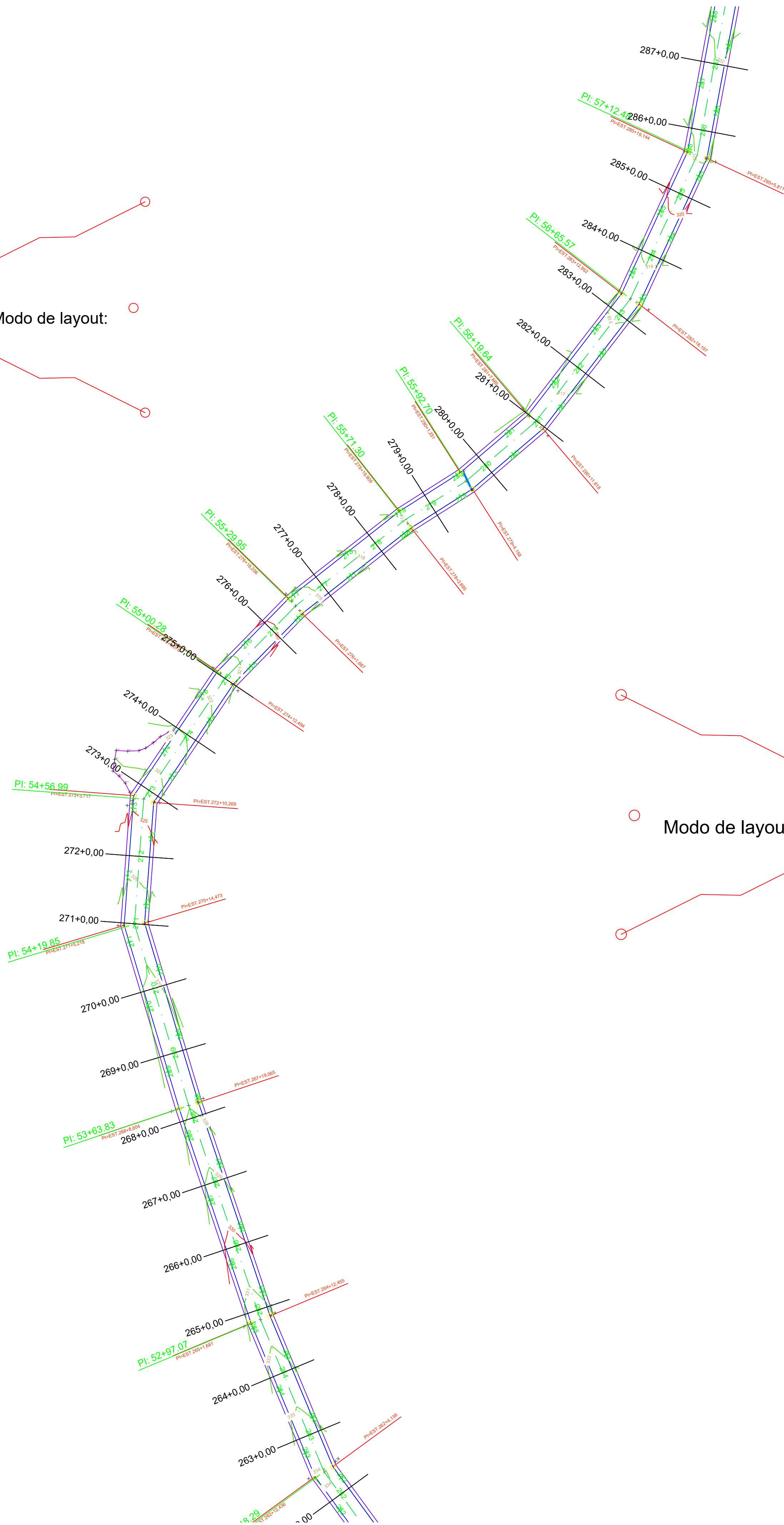
Modo de layout:

Modo de layout:

11-13



Modo de layout:



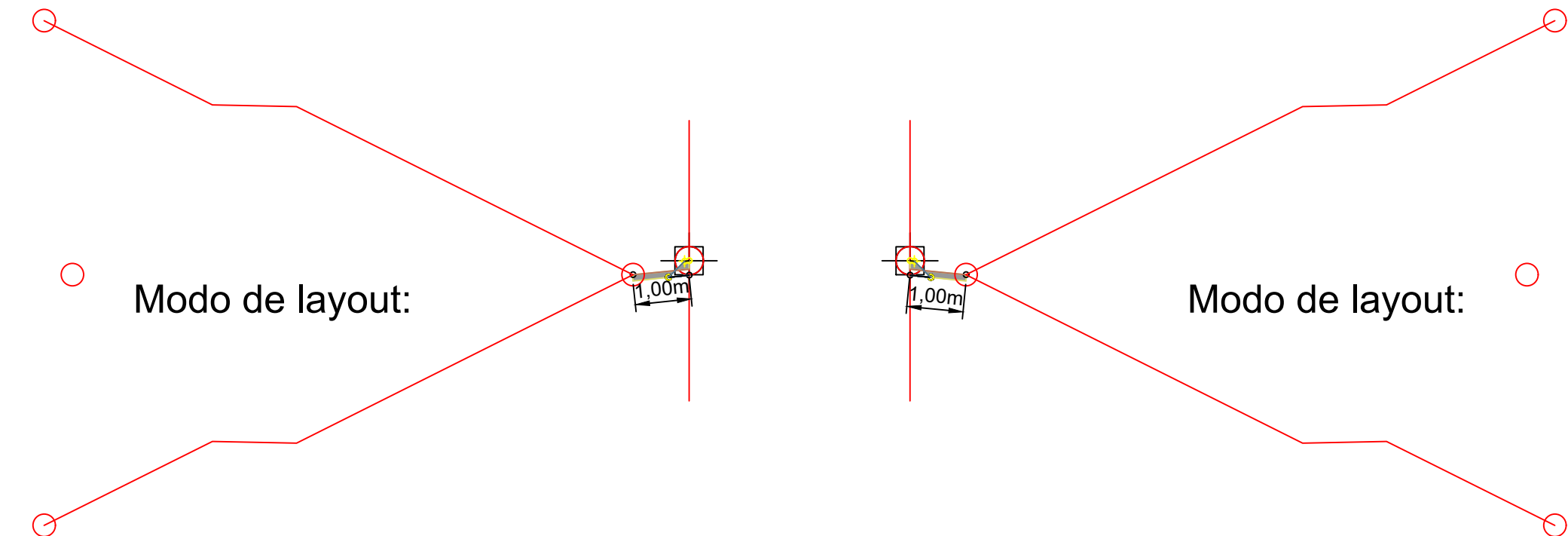
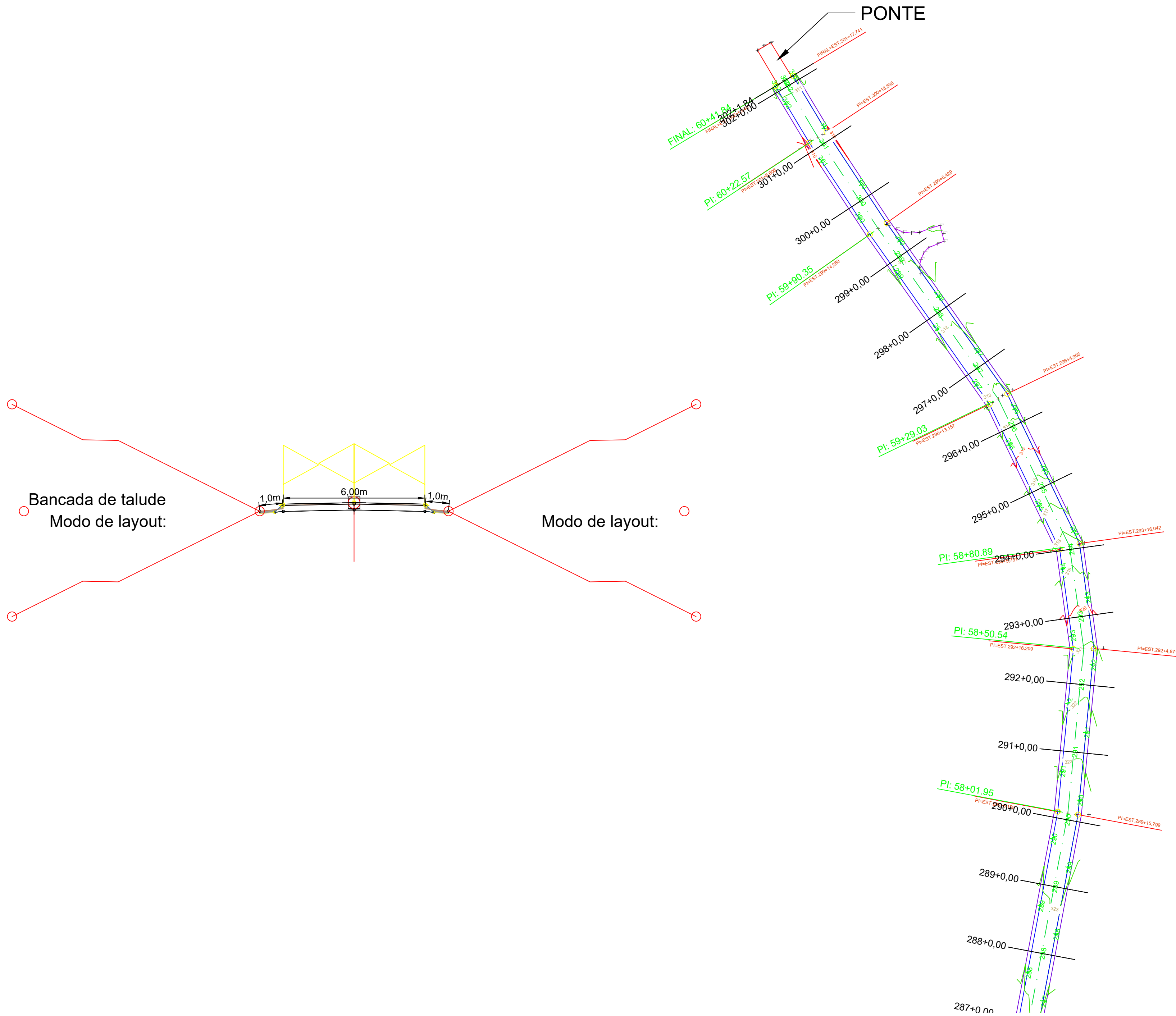
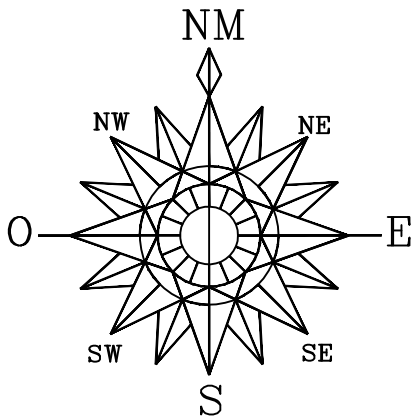
PREFEITURA MUNICIPAL	SAÚDE PÚBLICA
----------------------	---------------


PROJETO DE PAVIMENTAÇÃO ASFÁLTICA EM CBUQ
COMUNIDADE LINHA AURORA A COMUNIDADE COLÔNIA NOVA

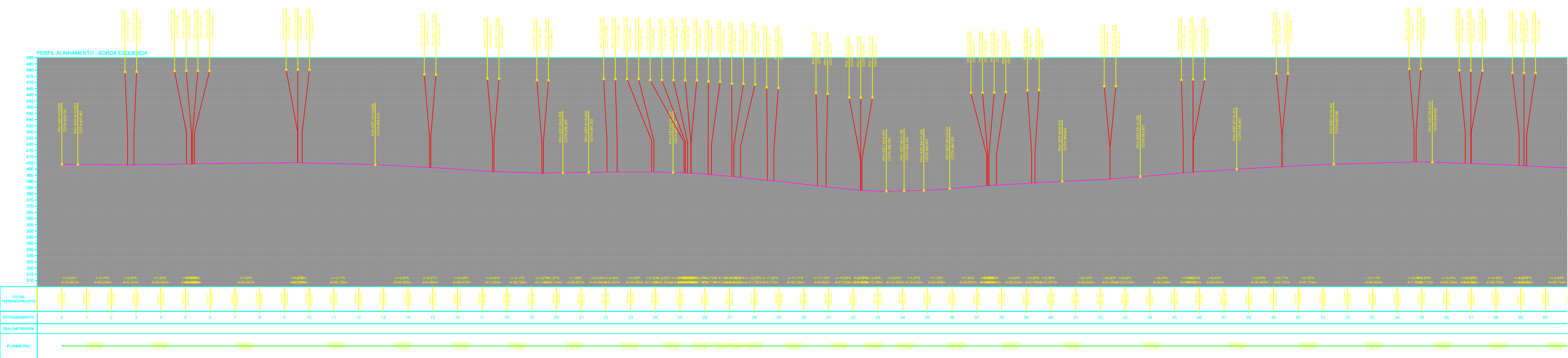
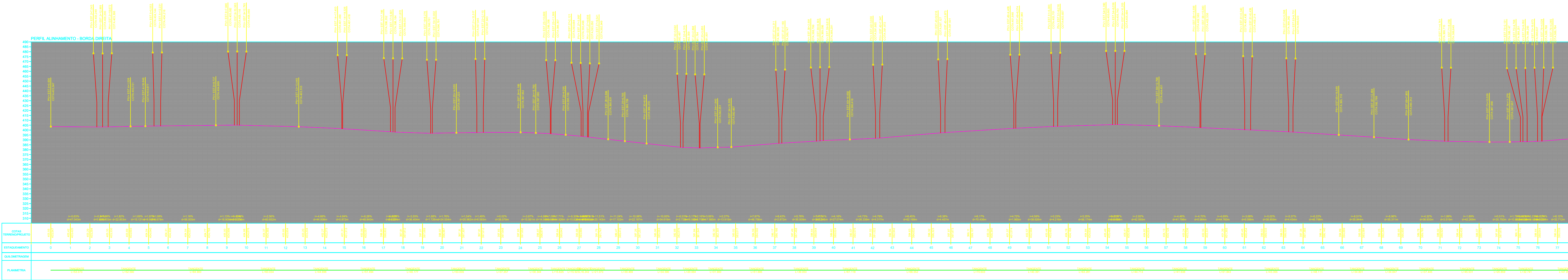
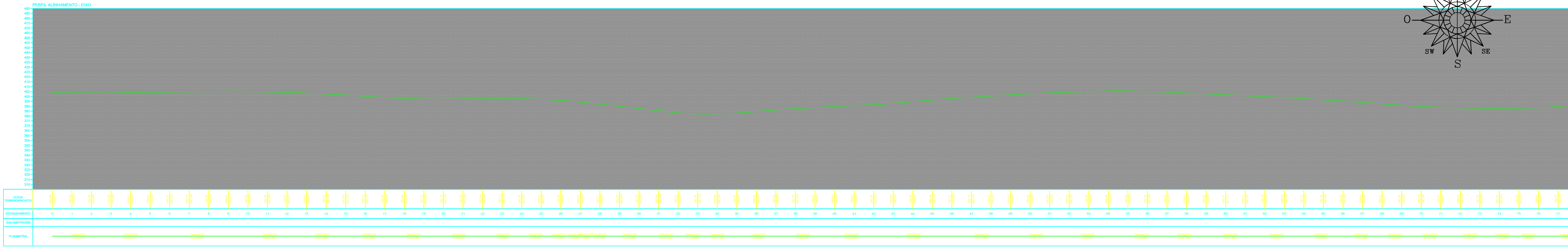
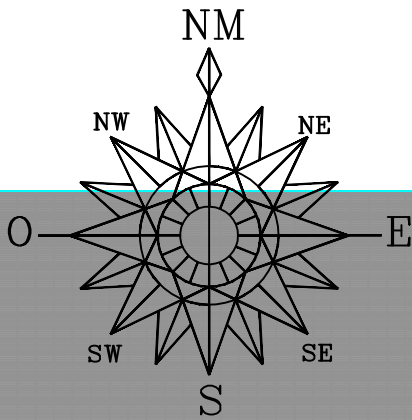
PREFEITURA MUNICIPAL DE NOVA PRATA DO IGUAÇU

Rua Vereador Valmor Gomes, 11/59 — Caixa Postal, 01
CEP 85.685 — 000 — Nova Prata do Iguaçu — Paraná. Tel—Fax (046) 3545—1442

	OBRA:	PARANÁ		Georeferência:
	NOVA PRATA DO IGUAÇU	INDICADAS		
RESPONSÁVEL TÉCNICO:	ÁREA TOTAL:	LOCALIDADE/BAIRRO:	SUPERVISOR:	FOLHA:
CLEUZA CASTRO DE JESUS Engenheira Civil e Agrimensora Crea.: SC 45.442/D	INDICADA	Estrada Rural	ANDRÉ FAUST	12-13
	ESCALA:			
	1:500			
	DATA:	ELABORADO POR:		
	JULHO/2025	ELIETE CAVAZIN PREFEITA MUNICIPAL		



PREFEITURA MUNICIPAL		SAÚDE PÚBLICA	
PROJETO DE PAVIMENTAÇÃO ASFÁLTICA EM CBUQ COMUNIDADE LINHA AURORA A COMUNIDADE COLÔNIA NOVA			
PREFEITURA MUNICIPAL DE NOVA PRATA DO IGUAÇU			
 Rua Vereador Valmor Gomes, 11/59 — Caixa Postal, 01 CEP 85.685 — 000 — Nova Prata do Iguaçu — Paraná. Tel—Fax (046) 3545—1442			
OBRA:		PARANÁ	
NOVA PRATA DO IGUAÇU		INDICADAS	
RESPONSÁVEL TÉCNICO:		SUPERVISOR:	
CILEUZA CASTRO DE JESUS Engenheira Civil e Agrimensora Crea.: SC 45.442/D		ANDRÉ FAUST	
ÁREA TOTAL: INDICADA		LOCALIDADE/BARRIO: Estrada Rural	
ESCALA: 1:500		FOLHA:	
DATA: JULHO/2025		13—13	




PREFEITURA MUNICIPAL

SAÚDE PÚBLICA

PROJETO DE PAVIMENTAÇÃO ASFÁLTICA EM CBUQ
COMUNIDADE LINHA AURORA A COMUNIDADE COLÔNIA NOVA

PREFEITURA MUNICIPAL DE NOVA PRATA DO IGUAÇU


Rua Vereador Valmor Gomes, 11/59 — Caixa Postal, 01
CEP 85.685 — 000 — Nova Prata do Iguaçu — Paraná. Tel—Fax (046) 3545—1442

OBRA:

PROJETO TERRAPLANAGEM/PERFIL
NOVA PRATA DO IGUAÇU

RESPONSÁVEL TÉCNICO:

CLEUZA CASTRO DE JESUS
Engenheira Civil e Agrimensora
Cres.: SC 45.442/D

ÁREA TOTAL:
INDICADA

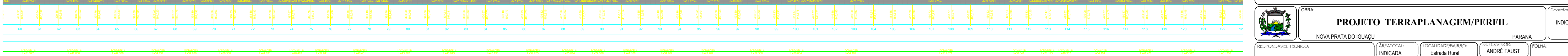
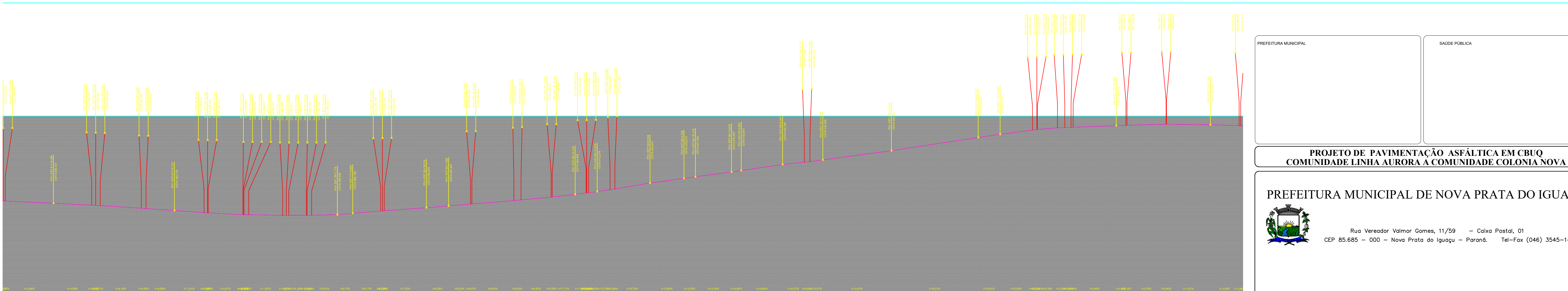
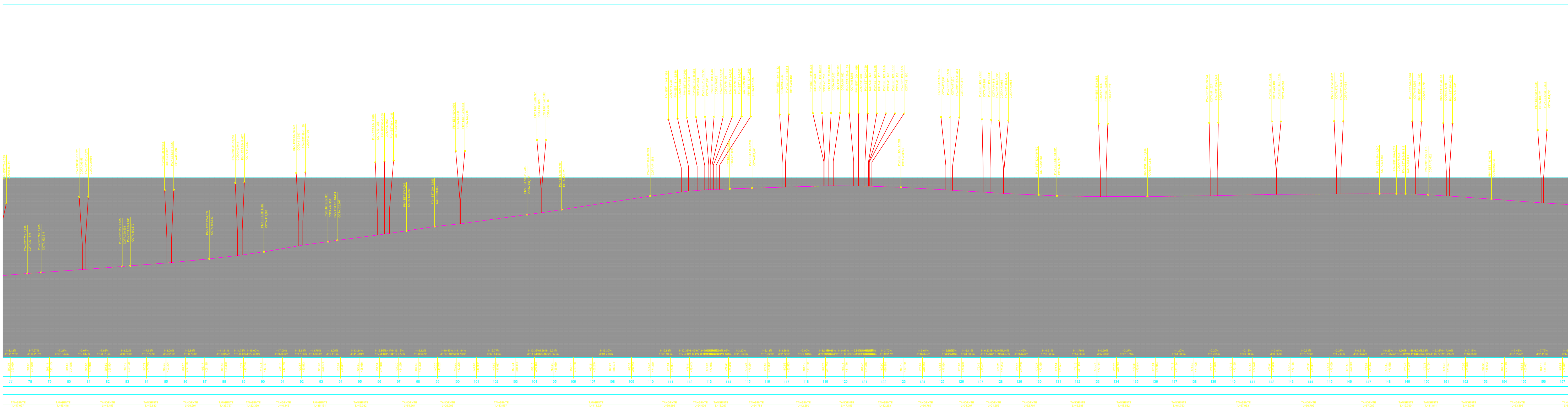
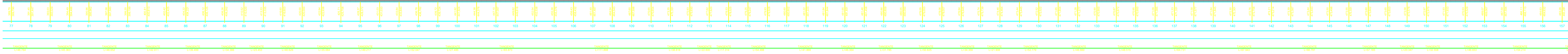
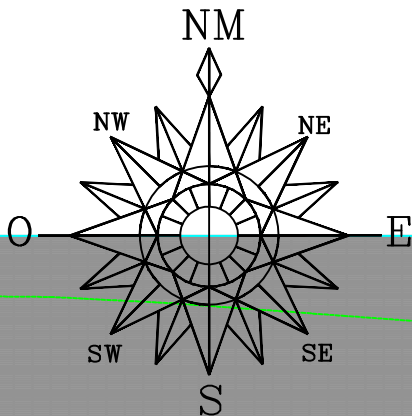
LOCALIDADE/BAIRRO:
Estrada Rural

SUPERVISOR:
ANDRÉ FAUST

FOLHA:
01—04


PARANÁ


ELUIZ CAVAZINI
PREFEITO MUNICIPAL

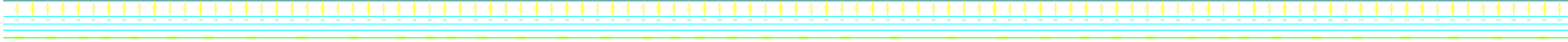

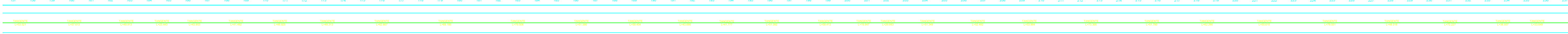
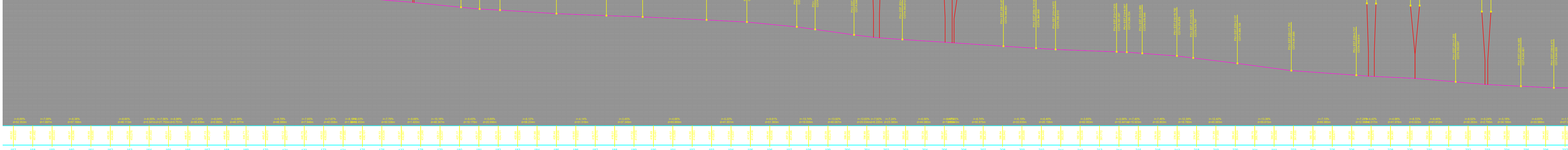


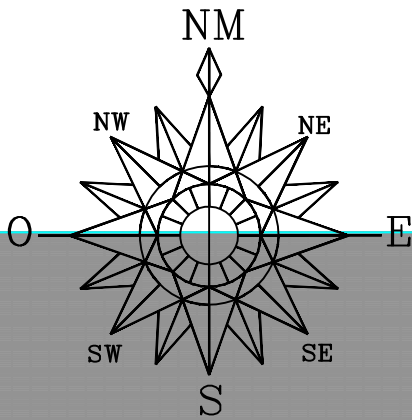



PREFEITURA MUNICIPAL	SAÚDE PÚBLICA
----------------------	---------------

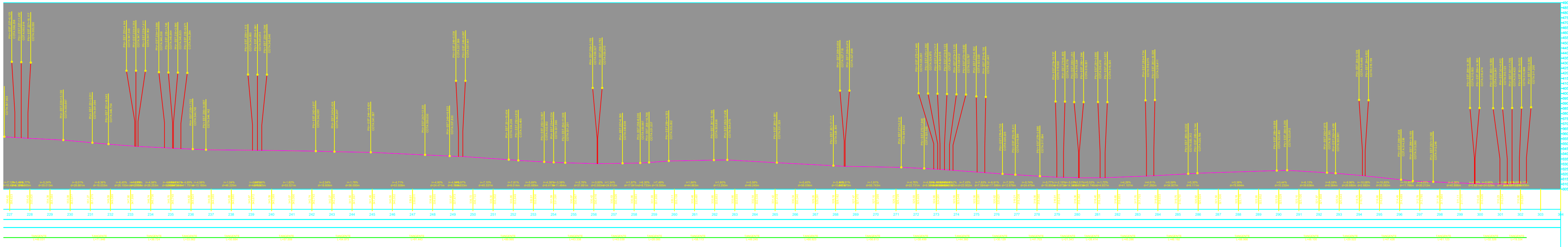
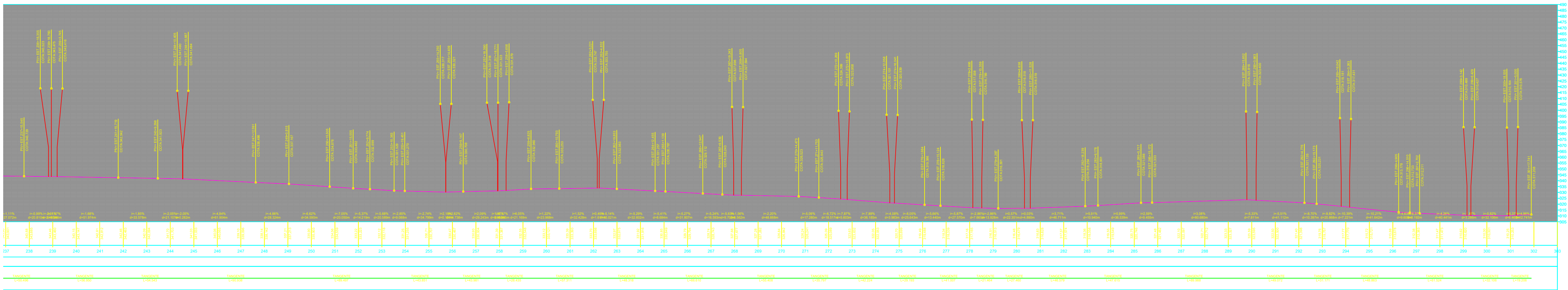
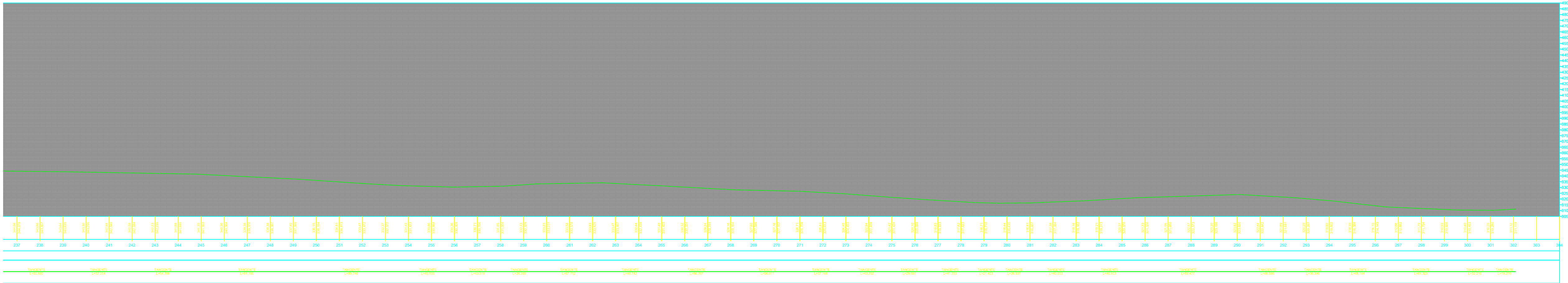
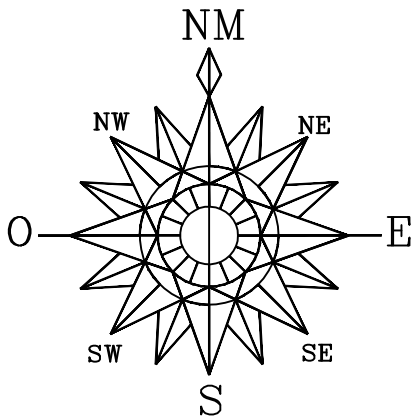
**PROJETO DE PAVIMENTAÇÃO ASFÁLTICA EM CBUQ
COMUNIDADE LINHA AURORA A COMUNIDADE COLONIA NOVA**


	PREFEITURA MUNICIPAL DE NOVA PRATA DO IGUAÇU
Rua Vereador Valmor Gomes, 11/59 — Caixa Postal, 01 CEP 85.685 — 000 — Nova Prata do Iguaçu — Paraná. Tel—Fax (046) 3545—1442	

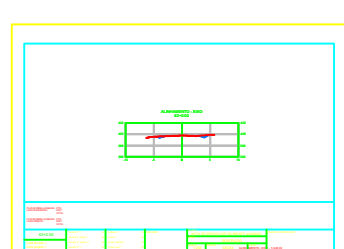
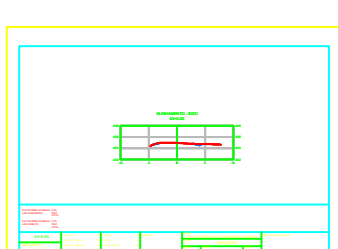
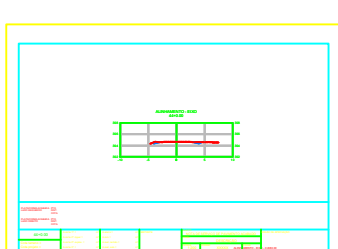
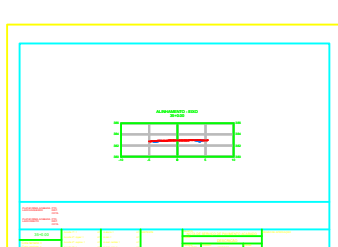
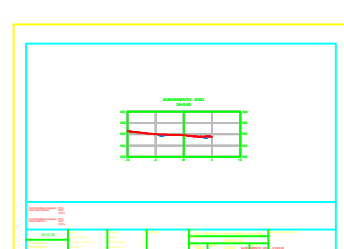
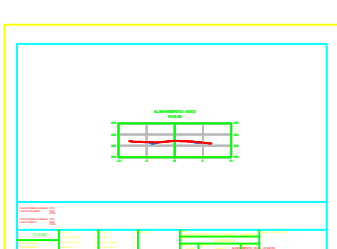
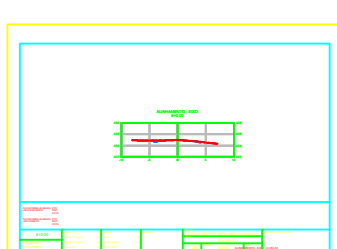
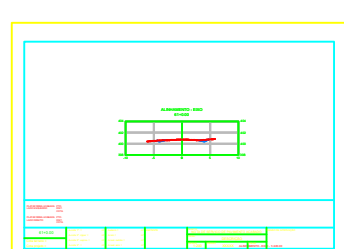
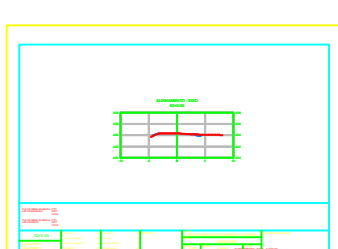
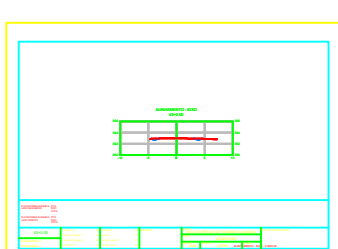
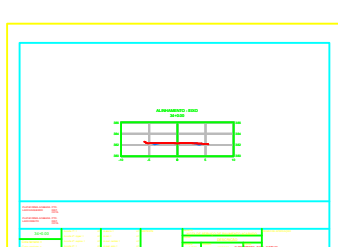
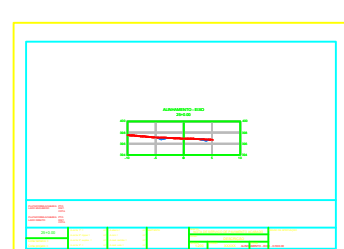
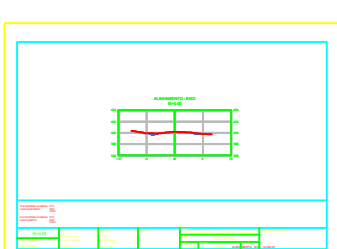
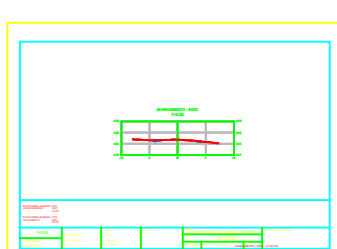
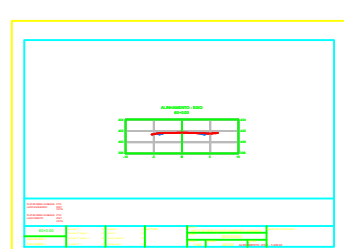
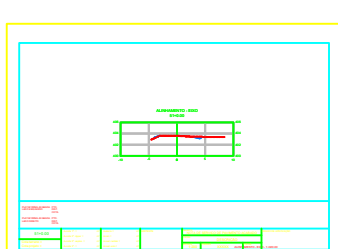
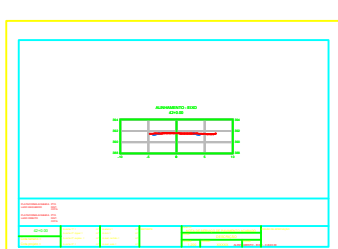
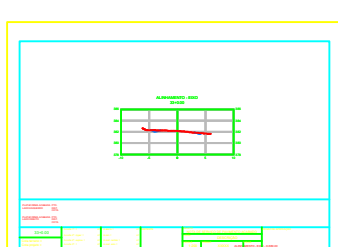
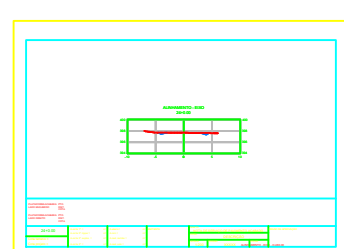
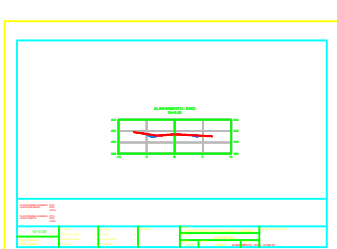
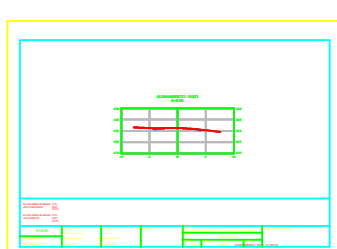
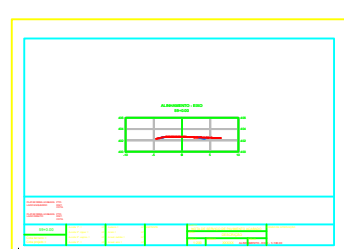
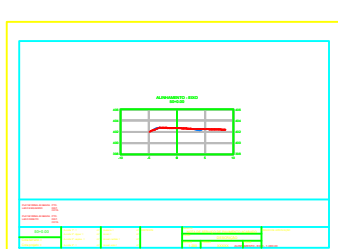
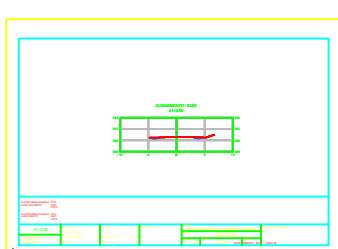
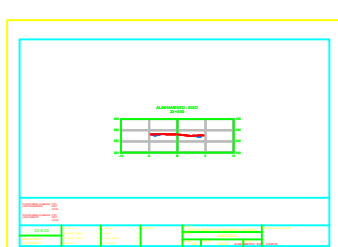
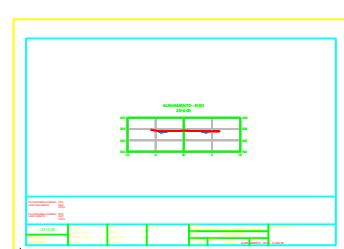
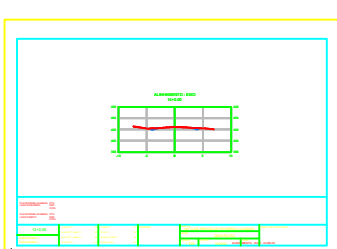
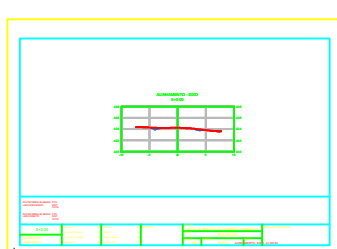
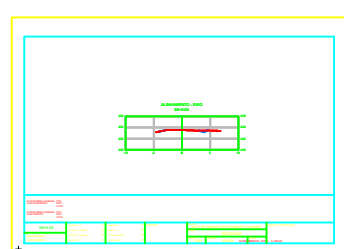
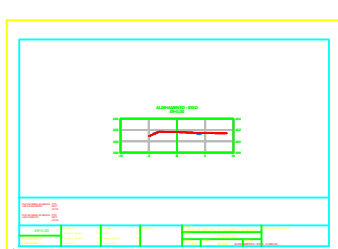
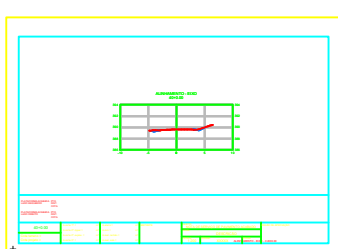
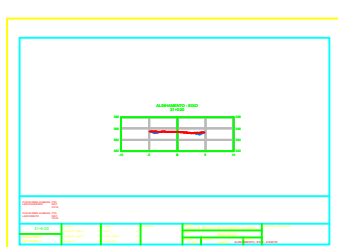
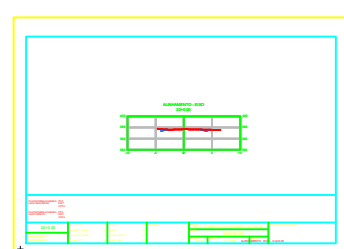
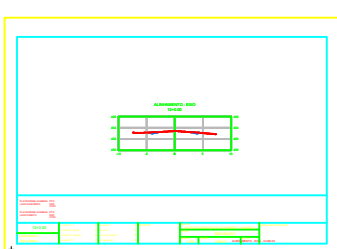
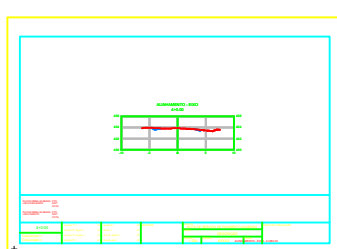
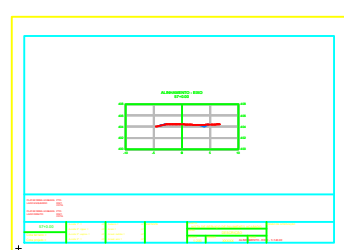
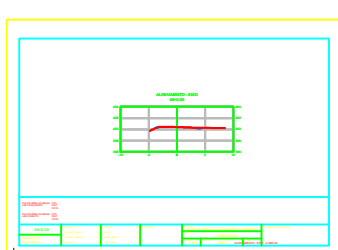
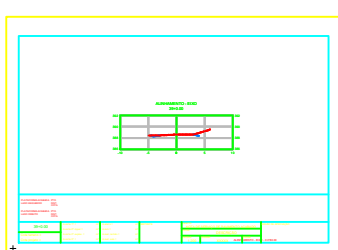
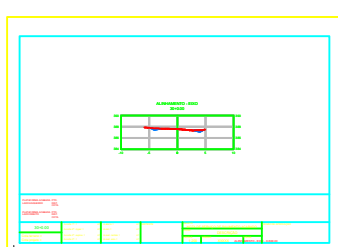
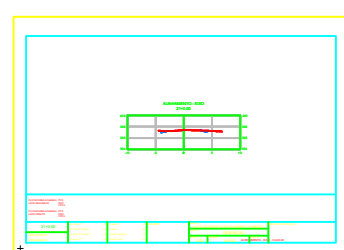
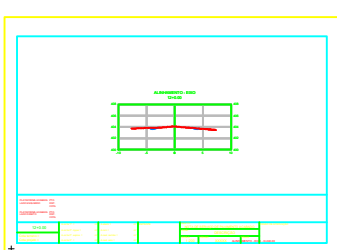
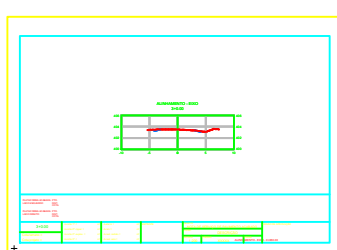
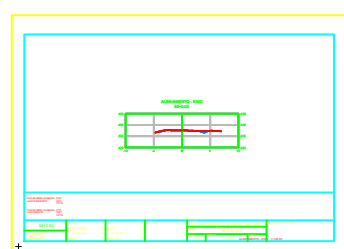
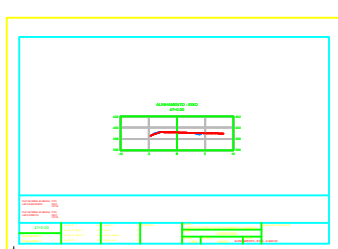
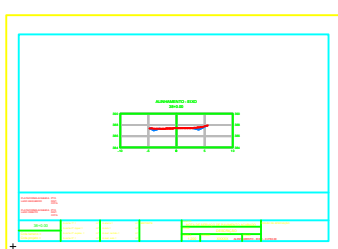
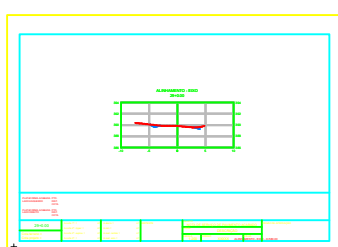
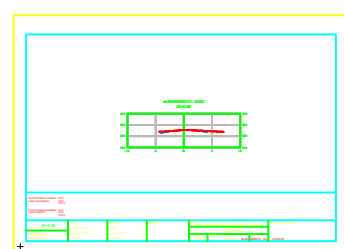
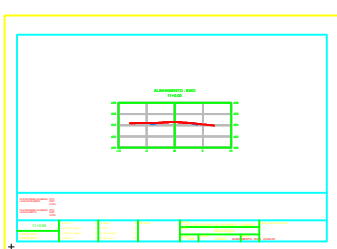
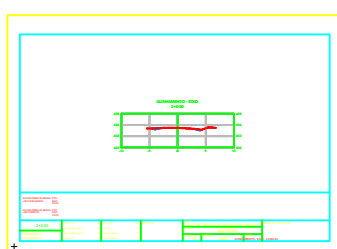
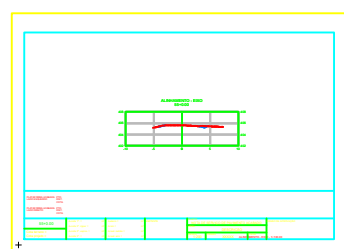
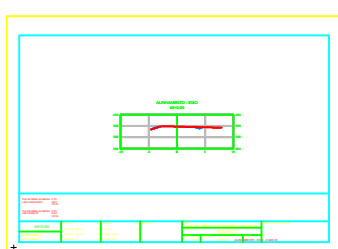
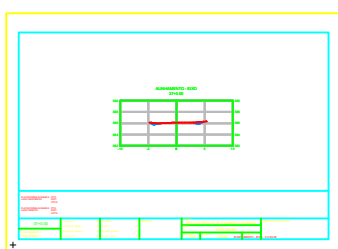
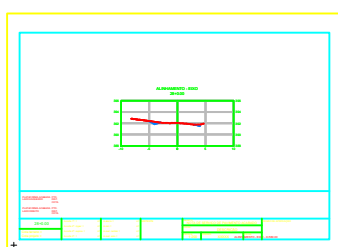
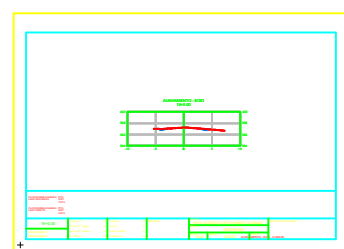
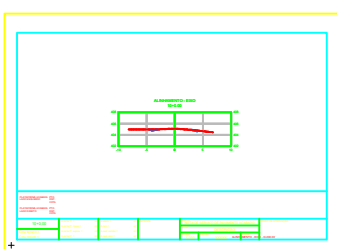
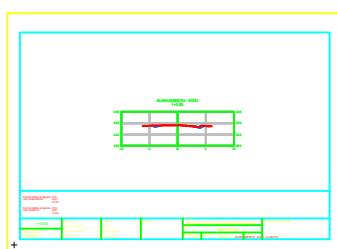
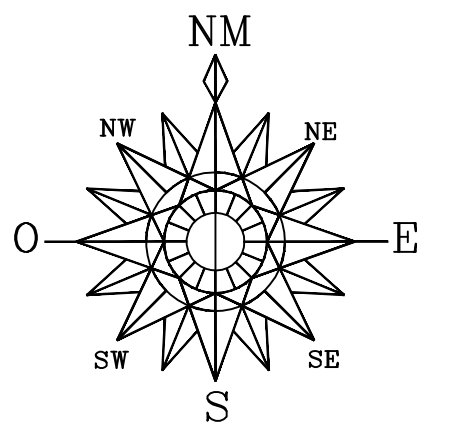
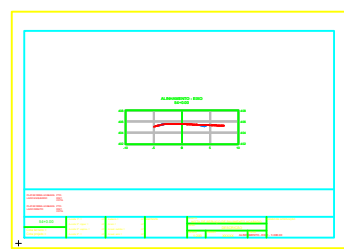
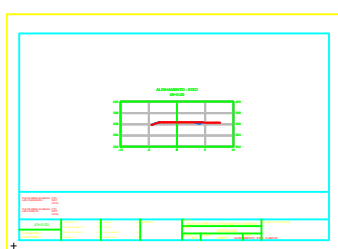
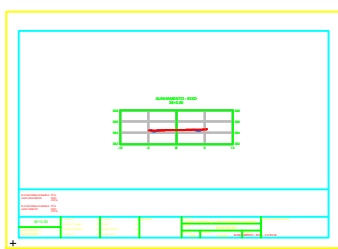
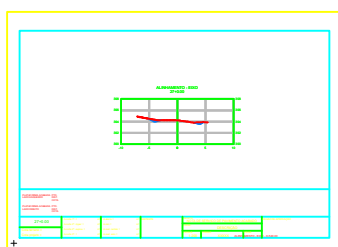
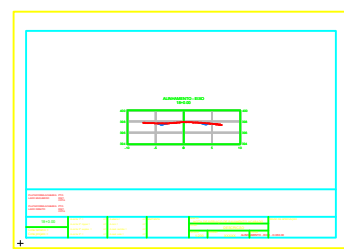
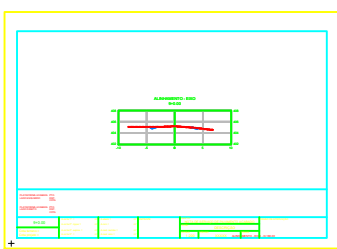
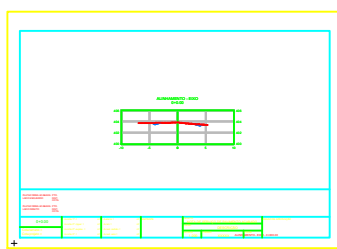
	OBRA: PROJETO TERRAPLANAGEM/PERFIL NOVA PRATA DO IGUAÇU	PARANÁ	Georeferência: INDICADAS
RESPONSÁVEL TÉCNICO: CLEUZA CASTRO DE JESUS Engenheira Civil e Agrimensora Cres.: SC 45.442/D	ÁREA TOTAL: INDICADA LOCALIDADE/BAIRRO: Estrada Rural	SUPERVISOR: ANDRÉ FAUST	FOLHA: 02-04
ESCALA: 1:500	DATA: JULHO/2025	ELABORADO POR: EUDÉIO CAVALCANTE PREFEITURA MUNICIPAL	



PREFEITURA MUNICIPAL		SAÚDE PÚBLICA	
PROJETO DE PAVIMENTAÇÃO ASFÁLTICA EM CBUQ COMUNIDADE LINHA AURORA A COMUNIDADE COLÔNIA NOVA			
PREFEITURA MUNICIPAL DE NOVA PRATA DO IGUAÇU			
 Rua Vereador Valmor Gomes, 11/59 — Caixa Postal, 01 CEP 85.685 — 000 — Nova Prata do Iguaçu — Paraná. Tel—Fax (046) 3545—1442			
OBRA:		PARANÁ	
NOVA PRATA DO IGUAÇU		INDICADAS	
RESPONSÁVEL TÉCNICO:	ÁREA TOTAL:	LOCALIDADE/BAIRRO:	SUPERVISOR:
CLEUZA CASTRO DE JESUS Engenheira Civil e Agrimensora Cres.: SC 45.442/D	INDICADA	Estrada Rural	ANDRÉ FAUST
ESCALA:	1:500	DATA:	JULHO/2025
ELABORADO POR:		FOLHA:	
ELIETE CAVALIN PREFEITA MUNICIPAL		03—04	



PREFEITURA MUNICIPAL		SAÚDE PÚBLICA	
PROJETO DE PAVIMENTAÇÃO ASFÁLTICA EM CBUQ COMUNIDADE LINHA AURORA A COMUNIDADE COLÔNIA NOVA			
PREFEITURA MUNICIPAL DE NOVA PRATA DO IGUAÇU			
 Rua Vereador Valmor Gomes, 11/59 — Caixa Postal, 01 CEP 85.685 — 000 — Nova Prata do Iguaçu — Paraná. Tel-Fax (046) 3545-1442			
OBRA:		PARANÁ	
PROJETO TERRAPLANAGEM/PERFIL		INDICADAS	
NOVA PRATA DO IGUAÇU		INDICADAS	
RESPONSÁVEL TÉCNICO:		FOLHA:	
CLEUZA CASTRO DE JESUS Engenheira Civil e Agrimensora Crea.: SC 45.442/D		04-04	
ÁREA TOTAL: INDICADA		LOCALIDADE/BAIRRO: Estrada Rural	
ESCALA: 1:500		SUPERVISOR: ANDRÉ FAUST	
DATA: JULHO/2025		ELABORADO POR: ELIETE CAVAZIN PREFEITA MUNICIPAL	



PREFEITURA MUNICIPAL DE NOVA PRATA DO IGUAÇU



Rua Vereador Valmor Gomes, 11/59 — Caixa Postal, 01
CEP 85.685 — 000 — Nova Prata do Iguaçu — Paraná. Tel—Fax (046) 3545—1442



OBRA:

**PROJETO DE TERRAPLANAGEM
SEÇÕES TRANSVERSAIS**

Georeferência:

NOVA PRATA DO IGUAÇU

PARANÁ

RESPONSÁVEL TÉCNICO:

ÁREA TOTAL:

INDICADA

ESCALA:

1:1500

DATA:

JULHO/2025

LOCALIDADE/BAIRRO:

Estrada Rural

SUPERVISOR:

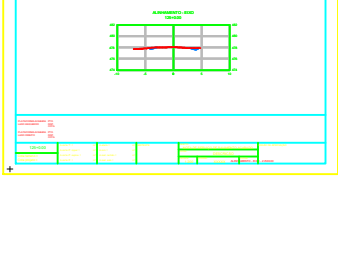
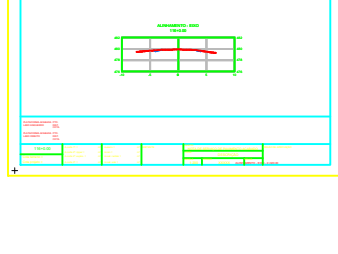
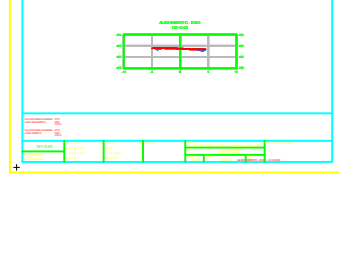
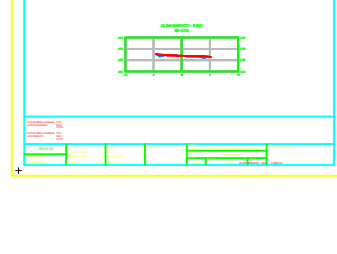
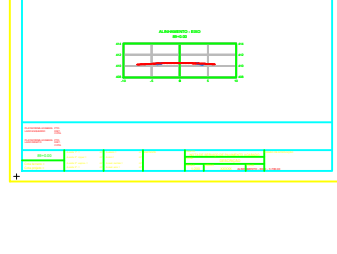
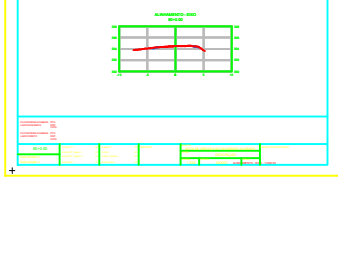
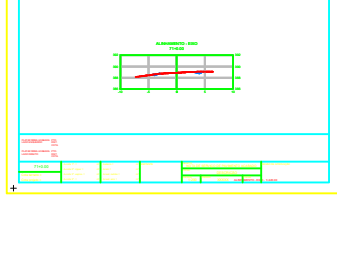
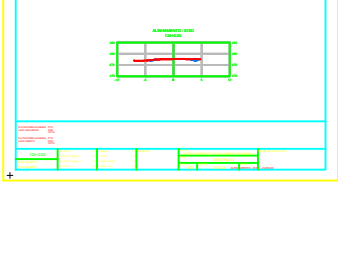
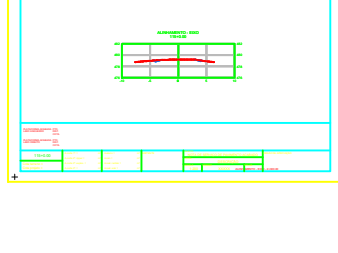
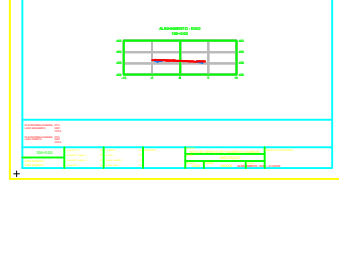
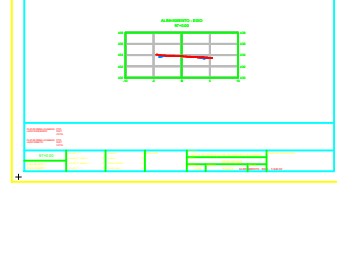
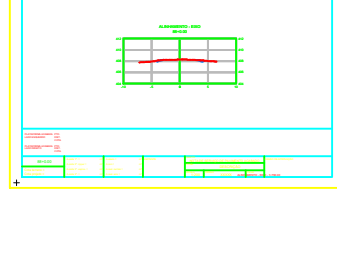
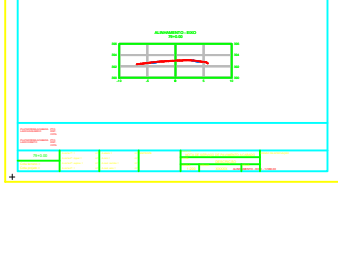
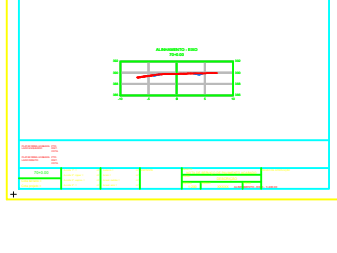
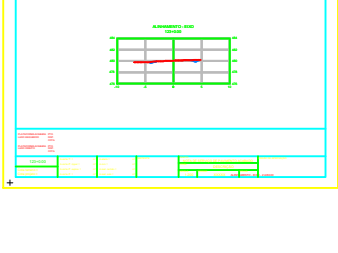
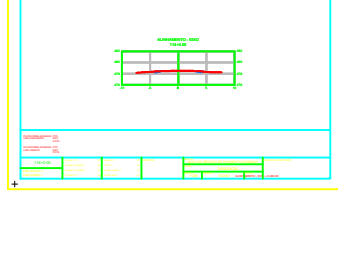
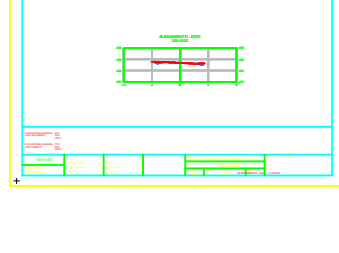
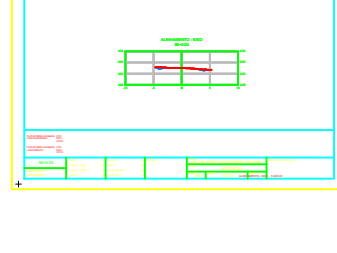
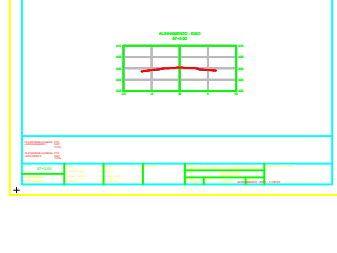
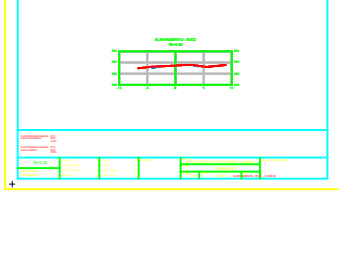
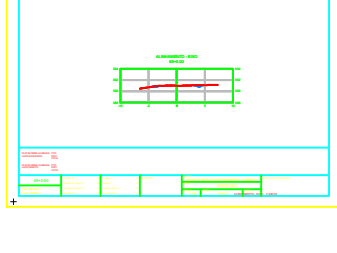
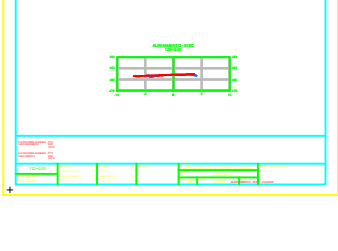
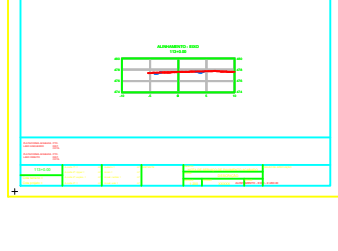
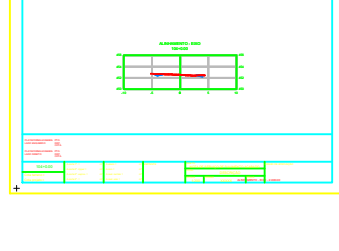
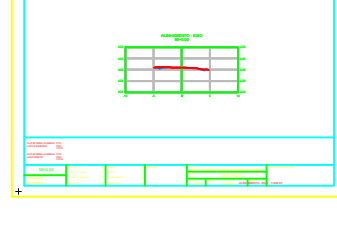
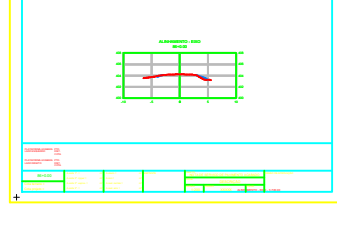
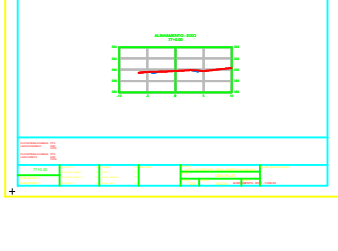
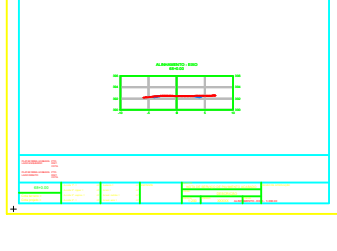
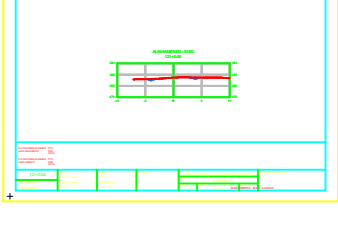
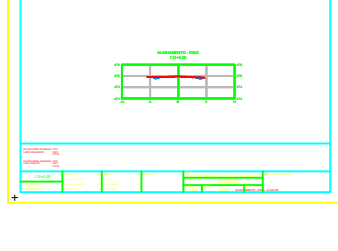
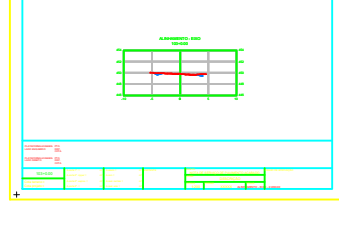
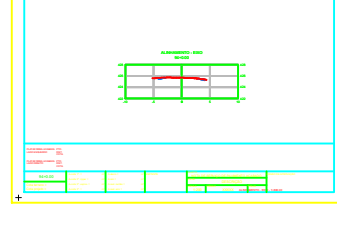
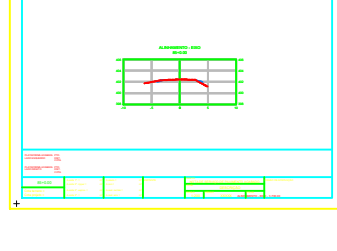
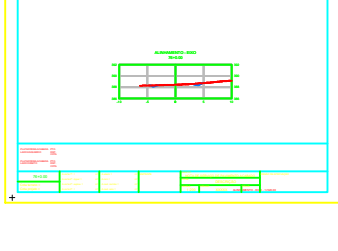
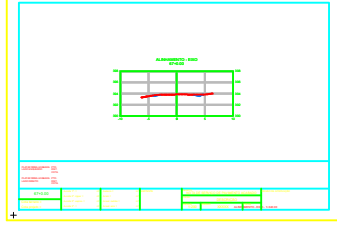
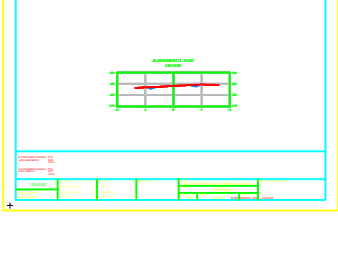
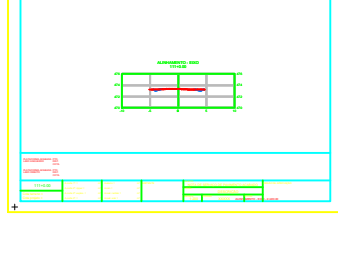
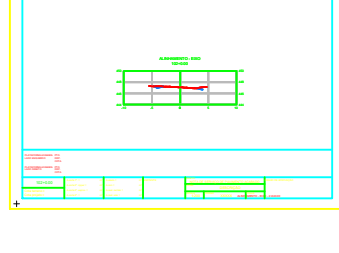
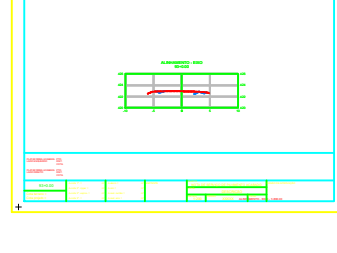
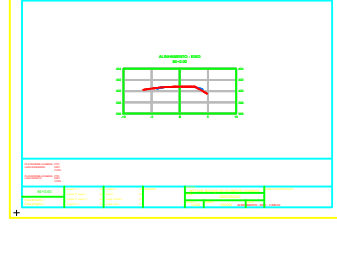
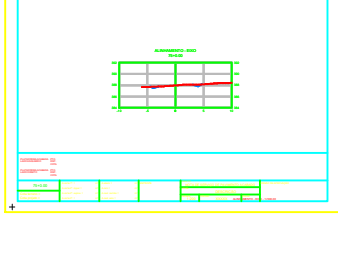
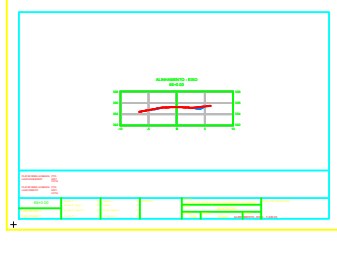
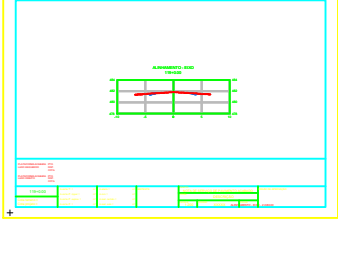
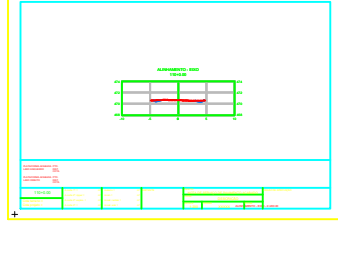
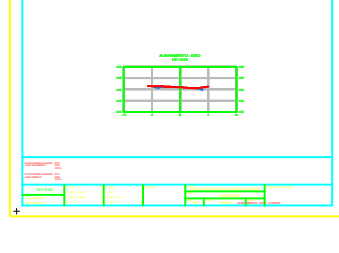
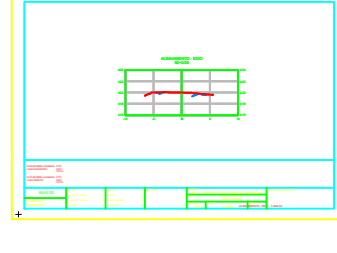
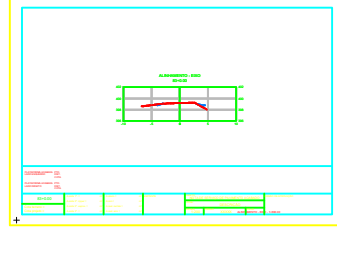
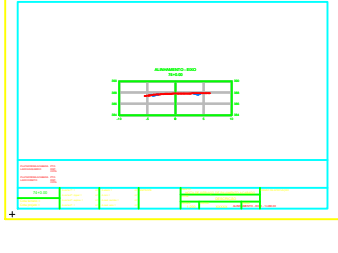
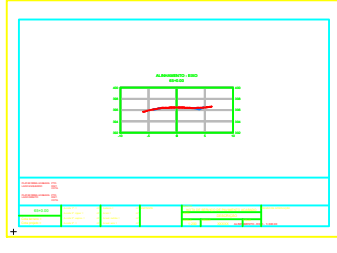
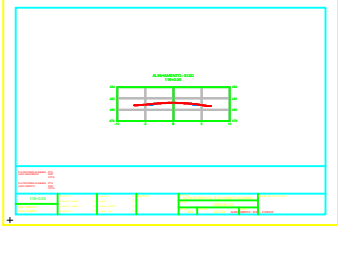
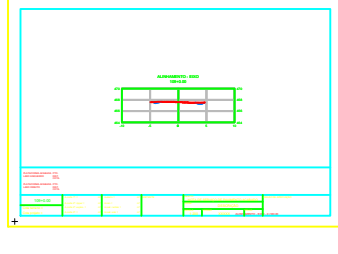
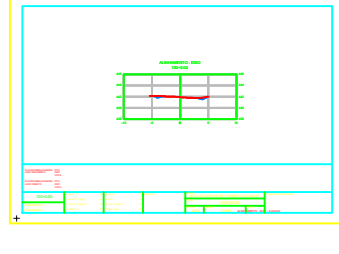
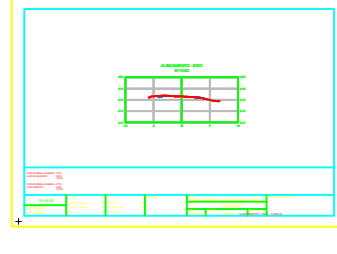
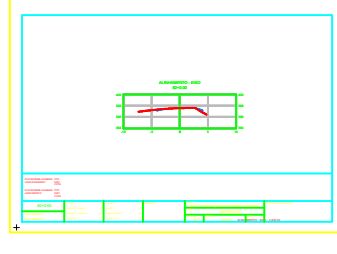
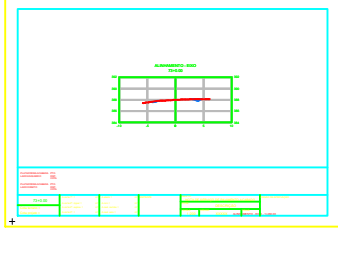
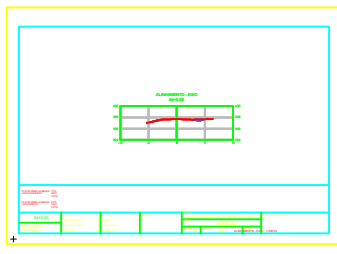
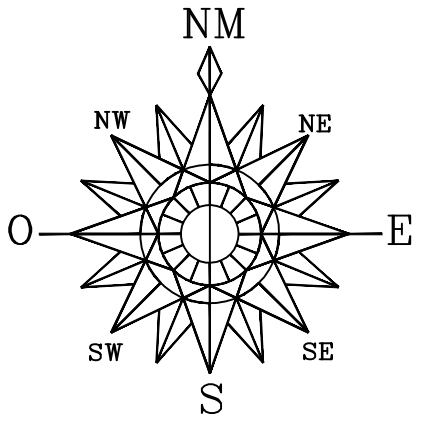
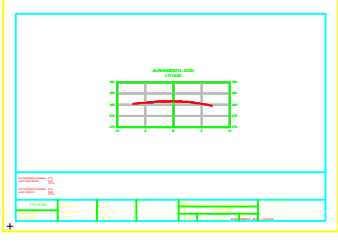
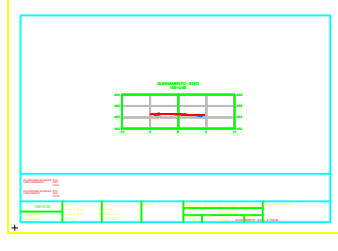
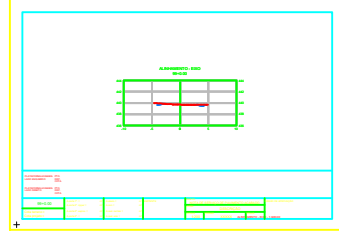
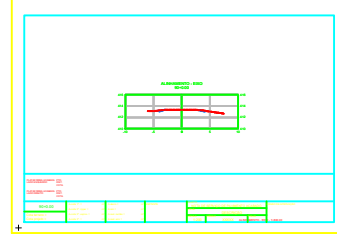
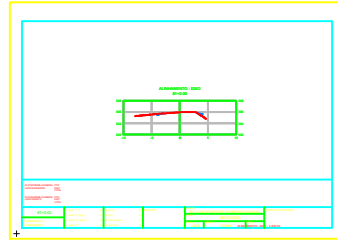
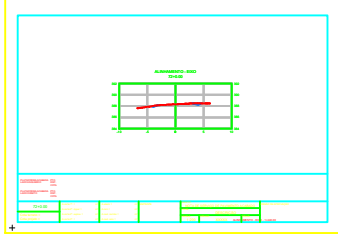
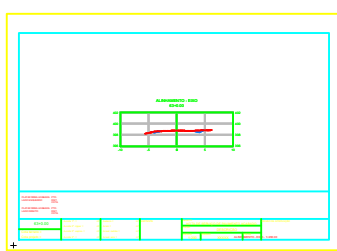
ANDRÉ FAUST

FOLHA:

CLEUZA CASTRO DE JESUS
Engenheira Civil e Agrimensora
Cres.: SC 45.442/D

ELDETE CAVAZIN
PREFEITA MUNICIPAL

01—05



PREFEITURA MUNICIPAL DE NOVA PRATA DO IGUAÇU



Rua Vereador Valmor Gomes, 11/59 — Caixa Postal, 01
CEP 85.685 — 000 — Nova Prata do Iguaçu — Paraná. Tel—Fax (046) 3545—1442



OBRA: **PROJETO DE TERRAPLANAGEM**
SEÇÕES TRANSVERSAIS
NOVA PRATA DO IGUAÇU PARANÁ

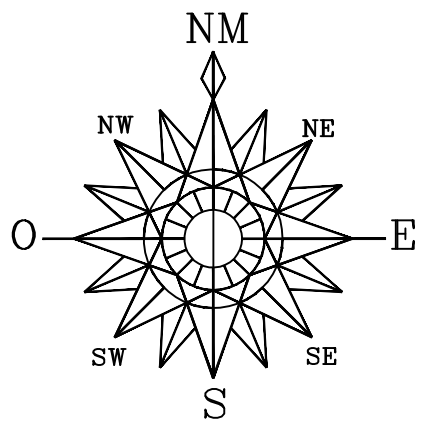
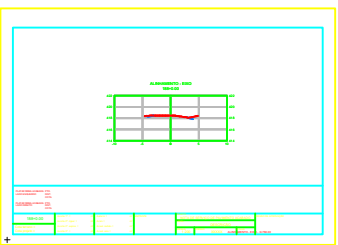
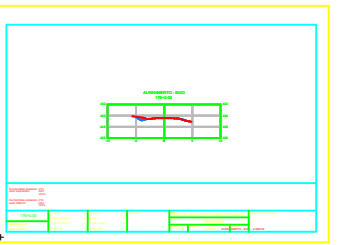
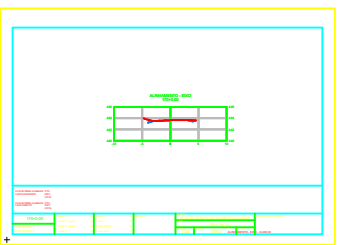
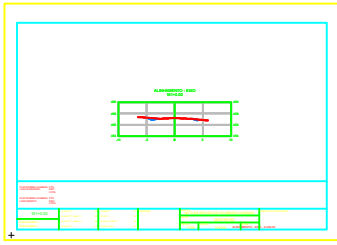
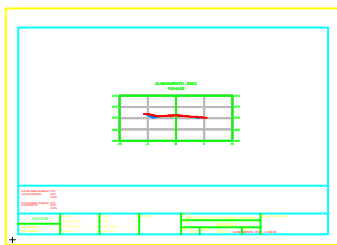
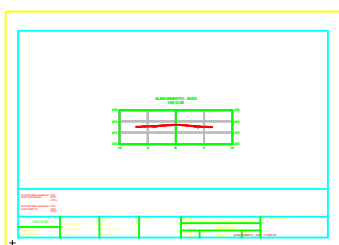
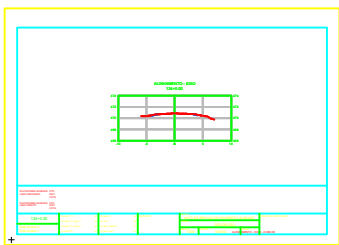
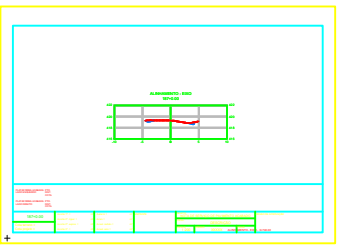
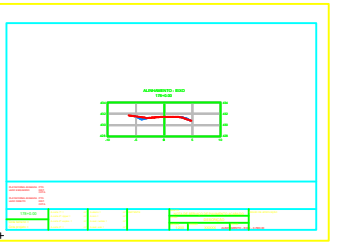
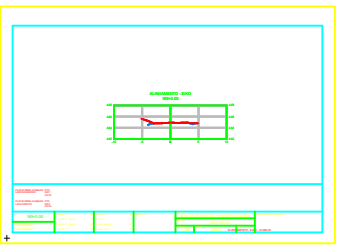
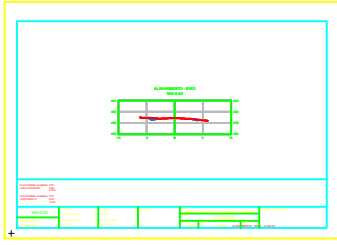
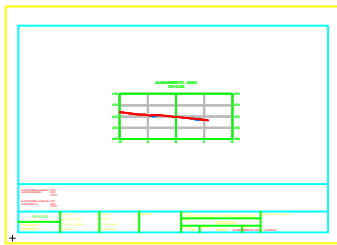
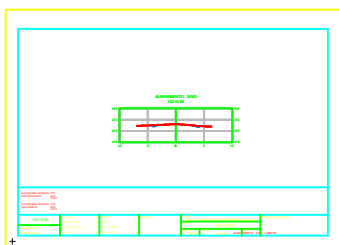
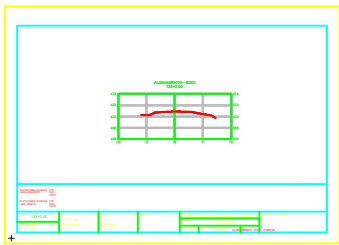
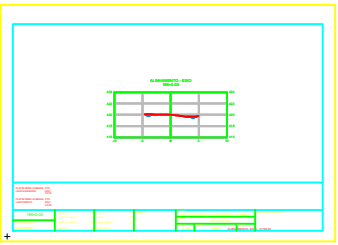
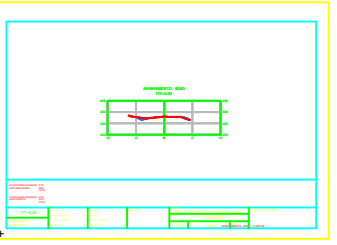
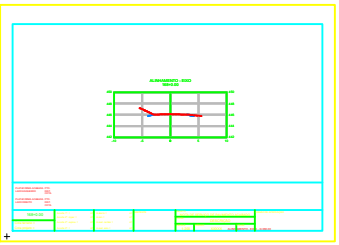
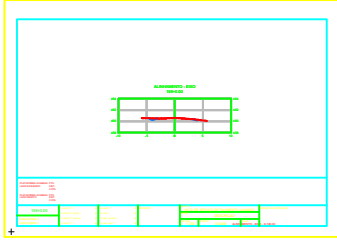
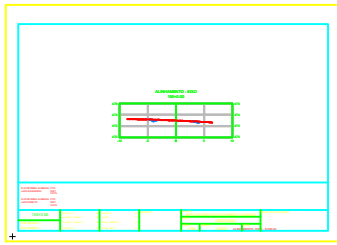
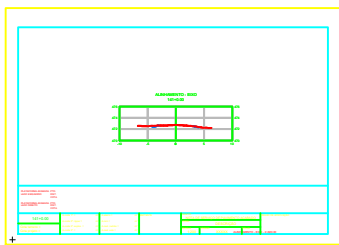
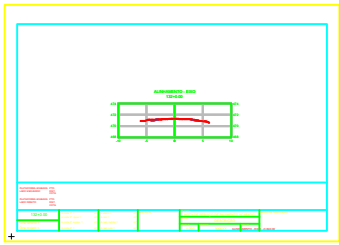
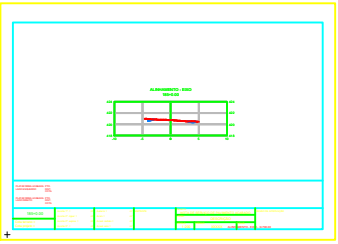
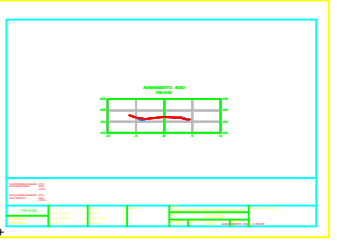
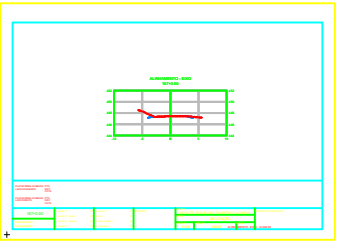
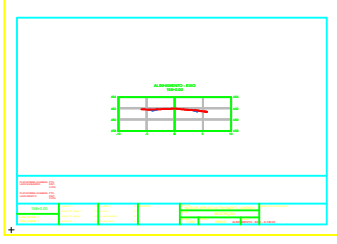
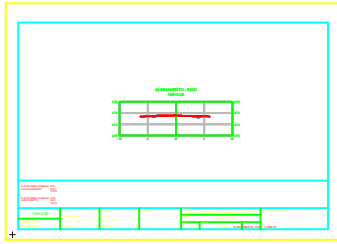
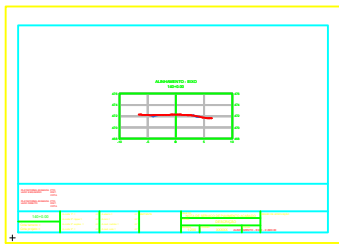
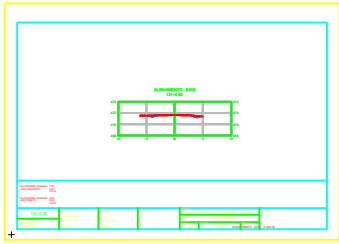
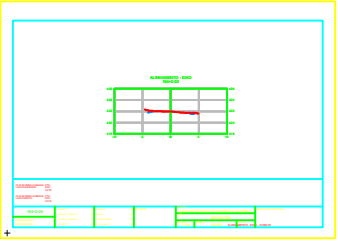
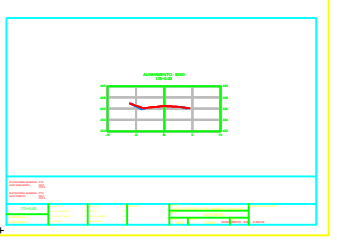
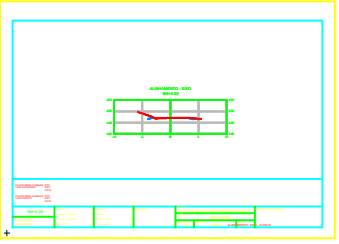
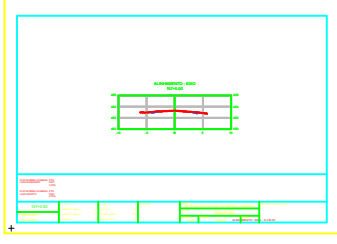
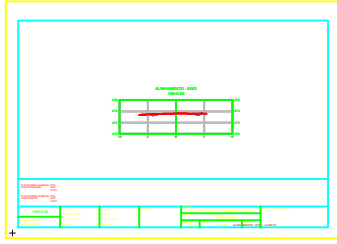
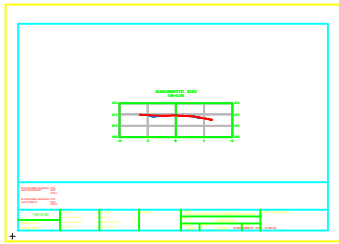
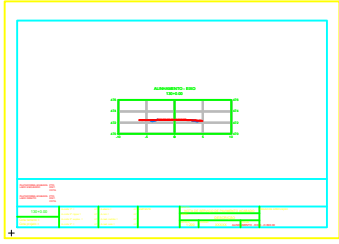
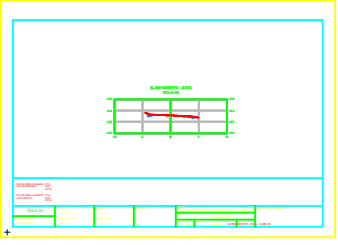
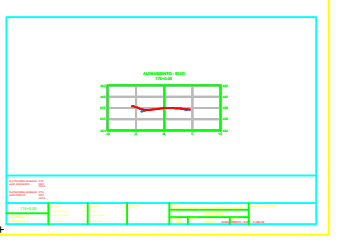
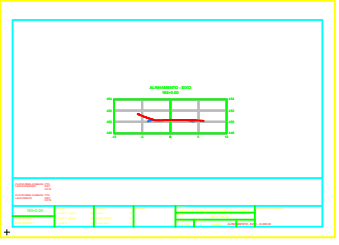
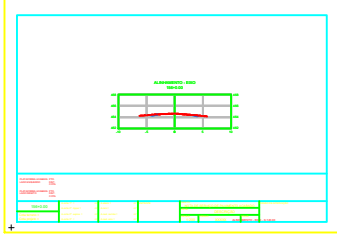
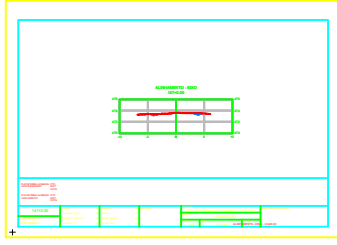
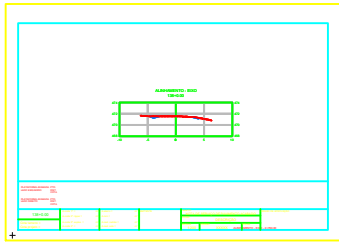
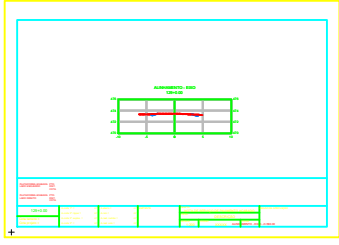
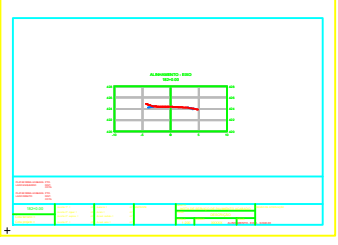
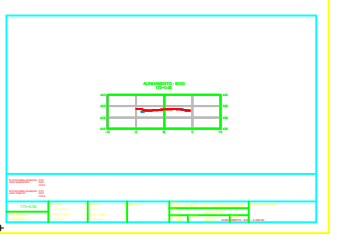
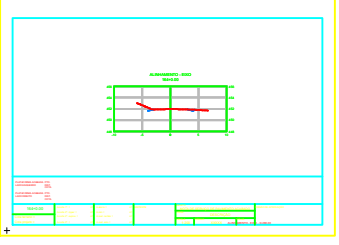
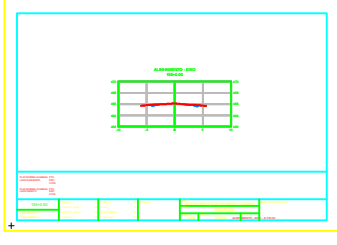
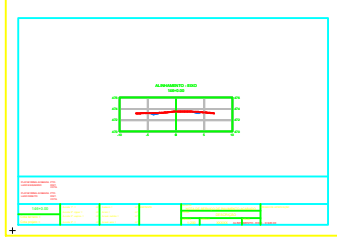
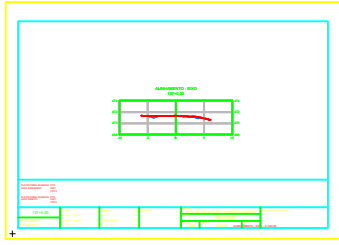
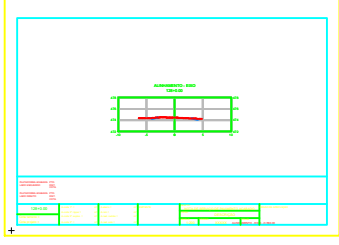
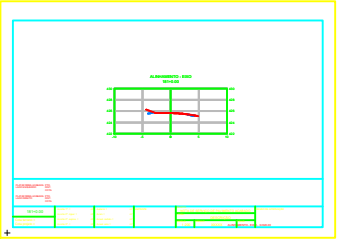
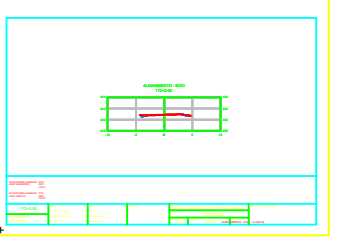
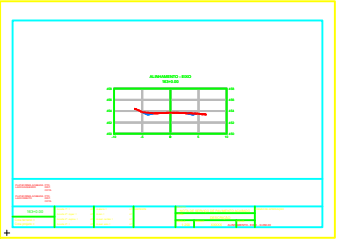
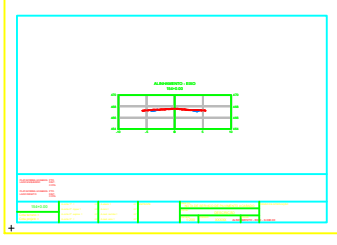
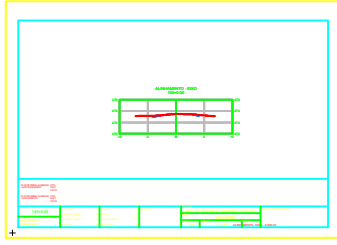
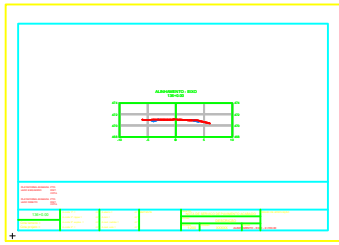
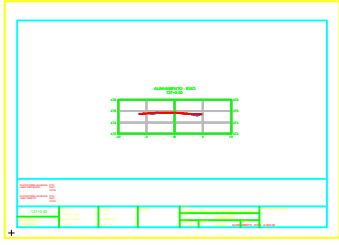
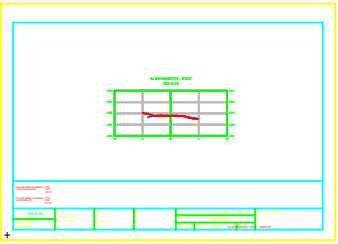
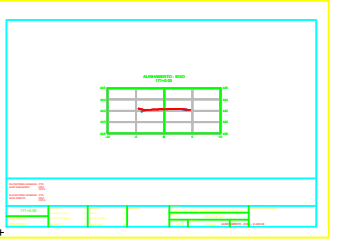
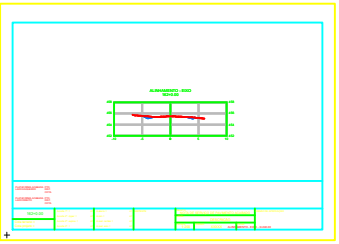
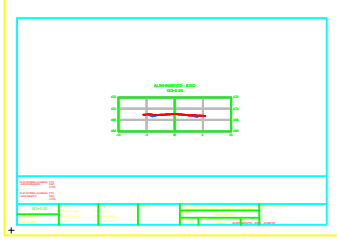
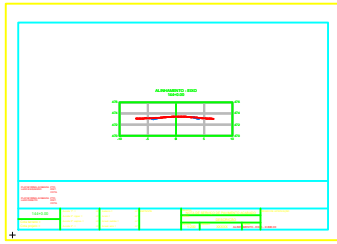
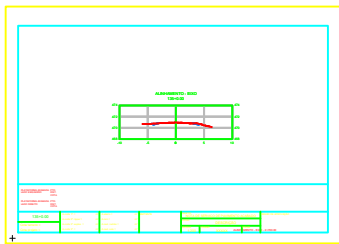
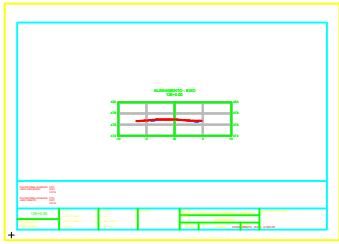
RESPONSÁVEL TÉCNICO:


CLEUZA CASTRO DE JESUS
Engenheira Civil e Agrimensora
Cres.: SC 45.442/D

ÁREA TOTAL:
INDICADA
ESCALA:
1:1500
DATA:
JULHO/2025

LOCALIDADE/BARRIO:
Estrada Rural
SUPERVISOR:
ANDRÉ FAUST
ELDETE CAVAZIN
PREFEITA MUNICIPAL

FOLHA:
02-05

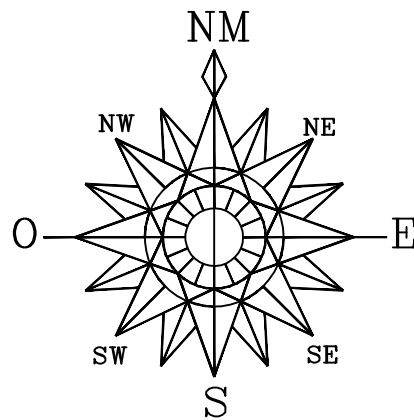






PREFEITURA MUNICIPAL DE NOVA PRATA DO IGUAÇU

Rua Vereador Valmor Gomes, 11/59 – Caixa Postal, 01
CEP 85.685 – 000 – Nova Prata do Iguaçu – Paraná. Tel–Fax (046) 3545–1442

PROJETO DE TERRAPLANAGEM		Georeferência:	
SEÇÕES TRANSVERSAIS		INDICADAS	
RESPONSÁVEL TÉCNICO:	ÁREA TOTAL:	LOCALIDADE/BARRIO:	SUPERVISOR:
CLEUZA CASTRO DE JESUS Engenheira Civil e Agrimensora Cres.: SC 45.442/D	INDICADA	Estrada Rural	ANDRÉ FAUST
ESCALA:	DATA:	FOLHA:	
1:1500	JULHO/2025	03-05	





PREFEITURA MUNICIPAL DE NOVA PRATA DO IGUAÇU

Rua Vereador Valmor Gomes, 11/59 – Caixa Postal, 01
CEP 85.685 – 000 – Nova Prata do Iguaçu – Paraná. Tel–Fax (046) 3545–1442

OBRA:

PROJETO DE TERRAPLANAGEM
SEÇÕES TRANSVERSAIS

NOVA PRATA DO IGUAÇU PARANÁ

RESPONSÁVEL TÉCNICO:

CLEUZA CASTRO DE JESUS
Engenheira Civil e Agrimensora
Crea.: SC 45.442/D

ÁREA TOTAL:
INDICADA

ESCALA:
1:1500


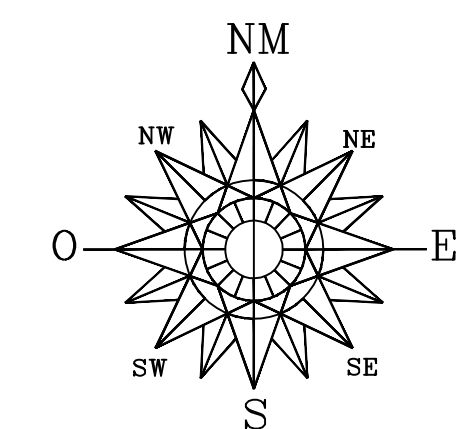
DATA:
JULHO/2025



LOCALIDADE/BARRIO:
Estrada Rural

SUPERVISOR:
ANDRÉ FAUST

FOLHA:
04-05

Georeferência:
INDICADAS



<div>PREFEITURA MUNICIPAL DE NOVA PRATA DO IGUAÇU</div> <div>Rua Vereador Valmor Gomes, 11/59 — Caixa Postal, 01 CEP 85.685 — 000 — Nova Prata do Iguaçu — Paraná. Tel—Fax (046) 3545—1442</div>			
<div>NOVA PRATA DO IGUAÇU</div>	<div>OBRA: PROJETO DE TERRAPLANAGEM SEÇÕES TRANSVERSAIS</div>	<div>LOCALIDADE/BARRIO: Estrada Rural</div>	<div>SUPERVISOR: ANDRÉ FAUST</div>
<div>RESPONSÁVEL TÉCNICO: CLEUZA CASTRO DE JESUS Engenheira Civil e Agrimensora Cres.: SC 45.442/D</div>	<div>ÁREA TOTAL: INDICADA</div>	<div>ESCALA: 1:1500</div>	<div>DATA: JULHO/2025</div>
<div>PARANÁ</div>		<div>FOLHA: 05—05</div>	<div>INDICADAS</div>

VOLUME TOTAL BORDA DIREITA							
Estaca	Área de Corte (m²)	Área de Aterro (m²)	Volum. de Corte (m3)	Volum. de Aterro (m3)	Volum. Corte Acum. (m3)	Volum. Aterro Acum. (m3)	Volum. Líquido (m3)
0+0,00	0,11	0,00	0,00	0,00	0,00	0,00	0,00
1+0,00	0,20	0,00	3,15	0,00	3,15	0,00	3,15
2+0,00	0,06	0,00	2,66	0,00	5,81	0,00	5,81
3+0,00	0,07	0,00	1,37	0,00	7,19	0,00	7,19
4+0,00	0,06	0,00	1,31	0,00	8,50	0,00	8,49
5+0,00	0,09	0,00	1,43	0,00	9,93	0,00	9,92
6+0,00	0,08	0,00	1,65	0,00	11,58	0,00	11,58
7+0,00	0,07	0,00	1,54	0,00	13,12	0,00	13,11
8+0,00	0,07	0,00	1,48	0,00	14,60	0,01	14,60
9+0,00	0,08	0,00	1,52	0,00	16,12	0,01	16,12
10+0,00	0,08	0,00	1,58	0,00	17,70	0,01	17,69
11+0,00	0,08	0,00	1,62	0,00	19,32	0,01	19,31
12+0,00	0,08	0,00	1,66	0,00	20,98	0,01	20,97
13+0,00	0,12	0,00	2,10	0,00	23,07	0,01	23,07
14+0,00	0,13	0,00	2,56	0,00	25,63	0,01	25,62
15+0,00	0,12	0,00	2,60	0,00	28,23	0,01	28,22
16+0,00	0,09	0,00	2,06	0,00	30,29	0,01	30,28
17+0,00	0,09	0,00	1,76	0,00	32,05	0,01	32,04
18+0,00	0,16	0,00	2,56	0,00	34,61	0,01	34,60
19+0,00	0,12	0,00	2,83	0,00	37,44	0,01	37,44
20+0,00	0,00	0,00	1,19	0,00	38,63	0,01	38,63
21+0,00	0,14	0,00	1,43	0,00	40,07	0,01	40,06
22+0,00	0,15	0,00	2,84	0,00	43,01	0,01	43,00
23+0,00	0,15	0,00	3,05	0,00	46,06	0,01	46,05
24+0,00	0,00	0,00	1,50	0,00	47,56	0,01	47,55
25+0,00	0,12	0,00	1,20	0,00	48,76	0,01	48,76
26+0,00	0,20	0,00	3,16	0,00	51,92	0,01	51,91
27+0,00	0,24	0,00	4,28	0,00	56,20	0,01	56,19
28+0,00	0,11	0,00	3,30	0,00	59,50	0,01	59,49
29+0,00	0,13	0,00	2,27	0,00	61,77	0,01	61,76
30+0,00	0,22	0,00	3,49	0,00	65,26	0,01	65,25
31+0,00	0,24	0,00	4,50	0,00	69,75	0,01	69,75
32+0,00	0,19	0,00	4,26	0,00	74,01	0,01	74,00
33+0,00	0,06	0,01	2,49	0,05	76,51	0,06	76,45
34+0,00	0,12	0,00	1,49	0,05	78,01	0,11	78,30
35+0,00	0,16	0,00	2,91	0,00	81,92	0,11	81,21
36+0,00	0,17	0,00	3,34	0,00	84,66	0,11	84,55
37+0,00	0,28	0,00	4,48	0,00	89,14	0,11	89,03
38+0,00	0,37	0,00	6,52	0,00	95,66	0,11	95,55
39+0,00	0,23	0,00	6,02	0,00	101,67	0,11	101,56
40+0,00	0,16	0,03	4,03	0,29	105,70	0,40	105,31
41+0,00	0,14	0,00	2,99	0,28	108,70	0,68	108,02
42+0,00	0,15	0,00	2,93	0,00	111,63	0,68	110,95
43+0,00	0,17	0,00	3,20	0,00	114,82	0,68	114,14
44+0,00	0,17	0,00	3,42	0,00	118,24	0,68	117,56
45+0,00	0,17	0,00	3,44	0,00	121,68	0,68	121,00
46+0,00	0,16	0,00	3,18	0,00	124,85	0,68	124,17
47+0,00	0,16	0,00	3,21	0,00	128,07	0,68	127,39
48+0,00	0,16	0,00	3,24	0,00	131,31	0,68	130,63
49+0,00	0,16	0,00	3,25	0,00	134,56	0,68	133,88
50+0,00	0,17	0,00	3,18	0,00	137,75	0,68	137,07
51+0,00	0,19	0,00	3,57	0,00	141,32	0,68	140,64
52+0,00	0,17	0,00	3,38	0,00	144,70	0,68	144,02
53+0,00	0,17	0,00	3,37	0,00	148,07	0,68	147,39
54+0,00	0,16	0,00	3,29	0,00	151,36	0,68	150,68
55+0,00	0,18	0,00	3,25	0,00	154,62	0,68	153,94
56+0,00	0,21	0,00	3,85	0,00	158,47	0,68	157,79
57+0,00	0,22	0,00	4,01	0,00	162,47	0,68	161,79
58+0,00	0,22	0,00	4,35	0,00	166,82	0,68	166,14
59+0,00	0,15	0,00	3,58	0,00	170,41	0,68	169,73
60+0,00	0,15	0,00	2,97	0,00	173,38	0,68	172,70
61+0,00	0,23	0,00	3,80	0,00	177,17	0,68	176,49
62+0,00	0,30	0,00	5,35	0,00	182,54	0,68	181,86
63+0,00	0,26	0,00	5,60	0,00	188,14	0,68	187,46
64+0,00	0,22	0,00	4,86	0,00	193,00	0,68	192,32
65+0,00	0,22	0,00	4,32	0,00	197,32	0,68	196,64
66+0,00	0,35	0,00	5,71	0,00	203,03	0,68	202,34
67+0,00	0,21	0,00	5,80	0,00	208,83	0,69	208,14
68+0,00	0,20	0,00	4,25	0,00	213,08	0,69	212,39
69+0,00	0,20	0,00	3,98	0,00	217,06	0,69	216,38
70+0,00	0,19	0,00	3,94	0,00	220,99	0,69	220,30
71+0,00	0,19	0,00	3,78	0,00	224,77	0,69	224,07
72+0,00	0,18	0,00	3,83	0,00	228,59	0,69	227,90
73+0,00	0,20	0,00	3,81	0,00	232,41	0,69	231,71
74+0,00	0,19	0,00	3,94	0,01	236,35	0,70	235,64
75+0,00	0,20	0,00	3,93	0,03	240,28	0,73	239,55
76+0,00	0,27	0,00	4,64	0,03	244,92	0,77	244,16
77+0,00	0,13	0,00	4,13	0,01	249,05	0,78	248,28
78+0,00	0,06	0,00	1,95	0,00	251,01	0,78	250,23
79+0,00	0,07	0,00	1,31	0,00	252,31	0,78	251,53
80+0,00	0,06	0,00	1,29	0,00	253,60	0,78	252,82
81+0,00	0,00	0,21	0,63	2,06	254,23	2,84	251,39
82+0,00	0,00	0,20	0,00	4,04	254,23	6,89	247,35
83+0,00	0,00	0,37	0,00	5,69	254,23	12,58	241,66
84+0,00	0,00	0,17	0,00	5,24	254,23	17,81	236,42
85+0,00	0,00	0,15	0,00	3,20	254,23	21,01	233,22
86+0,00	0,00	0,37	0,00	5,18	254,23	26,19	228,04
87+0,00	0,00	0,05	0,03	4,18	254,26	30,37	223,89
88+0,00	0,11	0,00	1,10	0,47	255,36	30,84	224,52
89+0,00	0,13	0,00	2,40	0,00	257,76	30,84	226,92
90+0,00	0,08	0,00	1,97	0,00	259,72	30,84	228,88
91+0,00	0,06	0,00	1,27	0,03	261,00	30,87	230,13
92+0,00	0,45	0,00	5,05	0,04	266,05	30,90	235,14
93+0,00	0,29	0,00	7,42	0,01	273,47	30,91	242,56
94+0,00	0,06	0,00	3,43	0,00	276,89	30,92	245,98
95+0,00	0,06	0,00	1,19	0,00	278,08	30,92	247,16
96+0,00	0,11	0,00	1,77	0,00	279,85	30,92	248,93
97+0,00	0,12	0,00	2,33	0,00	282,19	30,93	251,26
98+0,00	0,17	0,00	2,92	0,00	285,10	30,93	254,19
99+0,00	0,00	0,00	1,67	0,00	286,78	30,93	255,85
100+0,00	0,26	0,00	2,49	0,00	289,26	30,93	258,34
101+0,00	0,20	0,00	4,41	0,00	293,67	30,93	262,75
102+0,00	0,20	0,00	3,95	0,00	297,62	30,93	266,69
103+0,00	0,18	0,00	3,82	0,00	301,44	30,93	270,52
104+0,00	0,13	0,00	3,12	0,00	304,56	30,93	273,64
105+0,00	0,13	0,00	2,54	0,00	307,10	30,93	276,17
106+0,00	0,13	0,00	2,52	0,00	309,64	30,93	278,71
107+0,00	0,00	0,00	3,24	0,00	312,88	30,93	282,81
108+0,00	0,20	0,00	4,00	0,00	316,88	30,93	286,81
109+0,00	0,21	0,00	4,11	0,00	320,98	30,93	290,91
110+0,00	0,21	0,00	4,14	0,00	325,10	30,93	294,18
111+0,00	0,20	0,00	4,10	0,00	329,20	30,93	298,27
112+0,00	0,14	0,00	3,38	0,00	332,57	30,93	301,65
113+0,00	0,21	0,00	3,79	0,00	336,37	30,93	305,44
114+0,00	0,13	0,00	3,71	0,00	340,07	30,93	309,14
115+0,00	0,05	0,00	1,98	0,00	341,95	30,93	311,02
116+0,00	0,05	0,00	0,95	0,00	342,90	30,94	311,97
117+0,00	0,05	0,00	0,90	0,01	343,81	30,94	312,86
118+0,00	0,09	0,00	1,38	0,01	345,19	30,95	314,24
119+0,00	0,09	0,00	1,83	0,01	347,02	30,96	316,06
120+0,00	0,24	0,00	3,44	0,01	350,46	30,97	319,49
121+0,00	0,16	0,00	4,00	0,01	354,46	30,98	323,49
122+0,00	0,07	0,00	2,42	0,01	356,88	30,98	325,90
123+0,00	0,24	0,00	3,09	0,00	359,97	30,98	328,98
124+0,00	0,23	0,00	4,66	0,00	364,63	30,98	333,65
125+0,00	0,19	0,00	4,14	0,00	368,77	30,98	337,78

VOLUME TOTAL BORDA DIREITA							
	Área de Corte (m²)	Área de Aterro (m²)	Volum. de Corte (m3)	Volum. de Aterro (m3)	Volum. Corte Acum. (m3)	Volum. Aterro Acum. (m3)	Volum. Líquido (m3)
126+0,00	0,17	0,00	3,48	0,00	372,25	30,98	341,26
127+0,00	0,16	0,00	3,22	0,00	375,47	30,98	344,49
128+0,00	0,15	0,00	2,96	0,00	378,43	30,98	347,44
129+0,00	0,12	0,00	2,69	0,00	381,12	30,98	350,14
130+0,00	0,12	0,00	2,39	0,00	383,51	30,98	352,62
131+0,00	0,18	0,00	2,99	0,00	386,50	30,98	355,51
132+0,00	0,07	0,00	2,57	0,00	389,07	30,98	358,08
133+0,00	0,04	0,00	1,13	0,00	390,20	30,98	359,21
134+0,00	0,06	0,00	1,04	0,00	391,24	30,98	360,26
135+0,00	0,12	0,00	1,81	0,00	393,05	30,98	362,06
136+0,00	0,13	0,00	2,51	0,00	395,56	30,98	364,58
137+0,00	0,11	0,00	2,41	0,00	397,97	30,98	366,96
138+0,00	0,07	0,00	1,78	0,00	399,74	30,98	368,76
139+0,00	0,03	0,00	1,05	0,00	400,79	30,98	369,80
140+0,00	0,04	0,00	0,77	0,00	401,57	30,98	370,58
141+0,00	0,05	0,00	0,97	0,00	402,54	30,98	371,55
142+0,00	0,07	0,00	1,25	0,00	403,79	30,98	372,80
143+0,00	0,10	0,00	1,70	0,00	405,49	30,98	374,5

VOLUME TOTAL BORDA ESQUERDA							
Estaca	Área de Corte (m²)	Área de Aterro (m²)	Volume de Corte (m³)	Volume de Aterro (m³)	Volun. Corte Acum. (m³)	Volume Aterro Acum. (m³)	Volume Líquido (m³)
0+0.00	0.16	0.00	0.00	0.00	0.00	0.00	0.00
1+0.00	0.15	0.00	3.08	0.00	3.08	0.00	3.08
2+0.00	0.13	0.00	2.80	0.00	5.88	0.00	5.88
3+0.00	0.15	0.00	2.98	0.00	8.75	0.00	8.75
4+0.00	0.24	0.00	3.93	0.00	12.68	0.00	12.68
5+0.00	0.24	0.00	4.77	0.00	17.45	0.00	17.45
6+0.00	0.19	0.00	4.27	0.00	21.73	0.00	21.73
7+0.00	0.18	0.00	3.68	0.00	25.41	0.00	25.41
8+0.00	0.18	0.00	3.57	0.00	28.98	0.00	28.98
9+0.00	0.18	0.00	3.53	0.00	32.51	0.00	32.51
10+0.00	0.17	0.00	3.43	0.00	35.95	0.00	35.95
11+0.00	0.17	0.00	3.39	0.00	39.34	0.00	39.34
12+0.00	0.17	0.00	3.46	0.00	42.80	0.00	42.80
13+0.00	0.14	0.00	3.10	0.00	45.89	0.00	45.89
14+0.00	0.14	0.00	2.81	0.00	48.71	0.00	48.71
15+0.00	0.36	0.00	4.84	0.00	53.55	0.00	53.55
16+0.00	0.20	0.00	5.62	0.00	59.17	0.00	59.17
17+0.00	0.20	0.00	4.07	0.00	63.24	0.00	63.24
18+0.00	0.17	0.00	3.06	0.00	66.00	0.00	66.00
19+0.00	0.12	0.00	2.92	0.00	69.02	0.00	69.02
20+0.00	0.08	0.00	2.07	0.00	71.89	0.00	71.89
21+0.00	0.13	0.00	2.13	0.00	74.02	0.00	74.02
22+0.00	0.15	0.00	2.83	0.00	76.86	0.00	76.86
23+0.00	0.19	0.00	3.41	0.00	80.26	0.00	80.26
24+0.00	0.17	0.00	3.60	0.00	83.86	0.00	83.86
25+0.00	0.23	0.00	4.01	0.00	87.87	0.00	87.87
26+0.00	0.23	0.00	4.77	0.00	92.64	0.00	92.64
27+0.00	0.34	0.00	5.87	0.00	98.51	0.00	98.51
28+0.00	0.42	0.00	7.95	0.00	106.46	0.00	106.46
29+0.00	0.31	0.00	7.57	0.00	114.02	0.00	114.02
30+0.00	0.25	0.00	5.60	0.00	119.62	0.00	119.62
31+0.00	0.20	0.00	4.65	0.00	124.27	0.00	124.27
32+0.00	0.14	0.00	3.39	0.00	127.66	0.00	127.66
33+0.00	0.21	0.00	3.49	0.00	131.15	0.01	131.14
34+0.00	0.17	0.00	3.74	0.00	134.89	0.01	134.88
35+0.00	0.13	0.00	2.95	0.00	137.84	0.01	137.83
36+0.00	0.15	0.00	2.81	0.00	140.64	0.01	140.64
37+0.00	0.23	0.00	3.88	0.00	144.52	0.01	144.52
38+0.00	0.21	0.00	4.37	0.00	148.89	0.01	148.89
39+0.00	0.15	0.00	3.69	0.00	152.58	0.01	152.58
40+0.00	0.15	0.00	2.97	0.00	155.55	0.01	155.54
41+0.00	0.14	0.00	2.90	0.00	158.46	0.01	158.46
42+0.00	0.14	0.00	2.89	0.00	161.35	0.01	161.34
43+0.00	0.15	0.00	2.96	0.00	164.31	0.01	164.30
44+0.00	0.13	0.00	2.82	0.00	167.13	0.01	167.12
45+0.00	0.01	0.01	1.42	0.13	168.55	0.14	168.41
46+0.00	0.00	0.07	0.12	0.85	168.67	0.98	167.68
47+0.00	0.00	0.06	0.00	1.28	168.67	2.27	168.40
48+0.00	0.00	0.03	0.00	0.94	168.67	3.21	168.46
49+0.00	0.01	0.04	0.07	0.72	168.74	3.93	168.81
50+0.00	0.01	0.03	0.13	0.71	168.88	4.64	169.24
51+0.00	0.00	0.07	0.06	0.95	168.94	5.59	168.35
52+0.00	0.01	0.04	0.07	1.07	169.01	6.66	168.34
53+0.00	0.02	0.00	0.23	0.38	169.23	7.04	169.20
54+0.00	0.02	0.00	0.34	0.00	169.57	7.04	169.53
55+0.00	0.02	0.00	0.37	0.00	169.94	7.04	169.91
56+0.00	0.01	0.00	0.28	0.02	170.22	7.05	169.17
57+0.00	0.00	0.00	0.12	0.05	170.35	7.10	168.25
58+0.00	0.01	0.00	0.09	0.05	170.44	7.15	168.28
59+0.00	0.02	0.00	0.26	0.04	170.69	7.19	168.50
60+0.00	0.12	0.00	1.38	0.01	172.07	7.20	164.87
61+0.00	0.12	0.00	2.38	0.00	174.45	7.20	167.25
62+0.00	0.12	0.00	2.38	0.00	176.82	7.20	169.62
63+0.00	0.11	0.00	2.32	0.00	179.15	7.20	171.95
64+0.00	0.01	0.00	1.13	0.01	180.28	7.21	173.07
65+0.00	0.03	0.00	0.37	0.02	180.65	7.23	173.42
66+0.00	0.03	0.00	0.65	0.01	181.30	7.23	174.07
67+0.00	0.08	0.00	1.11	0.00	182.41	7.23	175.17
68+0.00	0.08	0.00	1.60	0.00	184.01	7.23	176.77
69+0.00	0.08	0.00	1.65	0.00	185.65	7.24	178.42
70+0.00	0.06	0.00	1.37	0.00	187.02	7.24	179.79
71+0.00	0.06	0.00	1.20	0.00	188.22	7.24	180.98
72+0.00	0.06	0.00	1.19	0.00	189.41	7.24	182.17
73+0.00	0.06	0.00	1.23	0.00	190.64	7.24	183.40
74+0.00	0.10	0.00	1.62	0.03	192.26	7.27	184.99
75+0.00	0.14	0.00	2.36	0.06	194.62	7.33	187.29
76+0.00	0.14	0.00	2.83	0.04	197.44	7.36	189.08
77+0.00	0.15	0.00	2.85	0.00	200.29	7.36	192.93
78+0.00	0.14	0.00	2.80	0.00	203.19	7.36	195.83
79+0.00	0.08	0.00	2.18	0.00	205.37	7.36	198.01
80+0.00	0.08	0.00	1.60	0.00	206.98	7.36	199.61
81+0.00	0.09	0.00	1.73	0.00	208.71	7.36	201.35
82+0.00	0.09	0.00	1.81	0.00	210.51	7.36	203.15
83+0.00	0.08	0.00	1.66	0.00	212.18	7.36	204.82
84+0.00	0.08	0.00	1.61	0.00	213.78	7.36	206.42
85+0.00	0.07	0.00	1.48	0.00	215.27	7.36	207.90
86+0.00	0.04	0.00	1.13	0.00	216.40	7.37	209.03
87+0.00	0.05	0.00	0.92	0.01	217.32	7.37	209.95
88+0.00	0.07	0.00	1.19	0.00	218.51	7.38	211.14
89+0.00	0.11	0.00	1.74	0.00	220.25	7.38	212.87
90+0.00	0.08	0.00	1.94	0.00	222.19	7.38	214.81
91+0.00	0.16	0.00	2.50	0.00	224.69	7.38	217.31
92+0.00	0.17	0.00	3.23	0.00	227.92	7.38	220.54
93+0.00	0.12	0.00	2.85	0.00	230.77	7.38	223.39
94+0.00	0.12	0.00	2.43	0.00	233.21	7.39	225.82
95+0.00	0.18	0.00	2.97	0.00	236.17	7.39	228.79
96+0.00	0.26	0.00	4.35	0.00	240.52	7.39	233.14
97+0.00	0.17	0.00	4.35	0.00	244.87	7.39	237.48
98+0.00	0.18	0.00	3.37	0.00	248.24	7.39	240.75
99+0.00	0.16	0.00	3.21	0.00	251.44	7.39	243.96
100+0.00	0.23	0.00	4.04	0.00	255.38	7.39	247.99
101+0.00	0.21	0.00	4.55	0.00	259.93	7.39	252.55
102+0.00	0.21	0.00	4.26	0.00	264.19	7.39	256.81
103+0.00	0.21	0.00	4.27	0.00	268.47	7.39	261.08
104+0.00	0.21	0.00	4.27	0.00	272.74	7.39	265.35
105+0.00	0.22	0.00	4.41	0.00	277.14	7.39	269.76
106+0.00	0.22	0.00	4.47	0.00	281.61	7.39	274.23
107+0.00	0.21	0.00	4.31	0.00	285.93	7.39	278.54
108+0.00	0.18	0.00	3.87	0.00	289.80	7.39	282.41
109+0.00	0.13	0.00	3.13	0.00	292.93	7.39	285.54
110+0.00	0.13	0.00	2.62	0.00	295.54	7.39	288.16
111+0.00	0.13	0.00	2.53	0.00	298.08	7.39	290.69
112+0.00	0.19	0.00	3.17	0.00	301.25	7.39	293.86
113+0.00	0.14	0.00	3.03	0.00	304.28	7.39	296.89
114+0.00	0.12	0.00	2.42	0.00	306.70	7.39	299.31
115+0.00	0.11	0.00	2.21	0.00	308.90	7.39	301.52
116+0.00	0.11	0.00	2.12	0.00	311.02	7.39	303.64
117+0.00	0.09	0.00	1.38	0.00	312.01	7.39	305.02
118+0.00	0.09	0.00	1.87	0.00	313.87	7.39	307.48
119+0.00	0.11	0.00	2.05	0.00	315.93	7.39	309.54
120+0.00	0.16	0.00	2.58	0.00	318.50	7.39	312.11
121+0.00	0.16	0.00	3.16	0.00	321.66	7.39	315.27
122+0.00	0.16	0.00	3.00	0.00	324.66	7.39	318.27
123+0.00	0.09	0.00	2.47	0.00	326.13	7.39	320.74
124+0.00	0.09	0.00	1.60	0.00	327.92	7.39	322.54
125+0.00	0.10	0.00	1.95	0.00	331.87	7.39	324.48

VOLUME TOTAL BORDA ESQUERDA							
Estaca	Área de Corte (m²)	Área de Aterro (m²)	Volume de Corte (m³)	Volume de Aterro (m³)	Volun. Corte Acum. (m³)	Volume Aterro Acum. (m³)	Volume Líquido (m³)
126+0.00	0.11	0.00	2.18	0.00	334.05	7.39	326.66
127+0.00	0.10	0.00	2.16	0.00	336.21	7.39	328.82
128+0.00	0.10	0.00	2.08	0.00	338.29	7.39	330.90
129+0.00	0.11	0.00	2.11	0.00	340.40	7.39	333.01
130+0.00	0.13	0.00	2.42	0.00	342.83	7.39	335.44
131+0.00	0.16	0.00	2.93	0.00	345.75	7.39	338.36
132+0.00	0.16	0.00	3.18	0.00	348.93	7.39	341.55
133+0.00	0.05	0.02	2.04	0.21	350.97	7.60	343.37
134+0.00	0.05	0.00	0.93	0.21	351.90	7.82	344.08
135+0.00	0.06	0.00	1.02	0.01	352.92	7.82	345.09
136+0.00	0.17	0.00	2.30	0.01	355.22	7.83	347.39
137+0.00	0.17	0.00	3.48	0.00	358.70	7.83	350.87
138+0.00	0.19	0.00	3.63	0.00	362.34	7.83	354.51
139+0.00	0.22	0.00	4.13	0.00	366.47	7.83	358.64
140+0.00	0.13	0.00	3.58	0.00	370.05	7.83	362.21
141+0.00	0.14	0.00	2.73	0.00	372.77	7.84	364.84
142+0.00	0.14	0.00	2.83	0.00	375.60	7.84	367.77
143+0.00	0.12	0.00	2.68	0.00	378.28	7.84	370.44
144+0.00	0.13	0.00	2.56	0.00	380.84	7.84	373.00
145+0.00	0.14	0.00	2.76	0.00	383.60	7.84	375.78
146+0.00	0.16	0.00	3.06	0.00	386.65	7.84	378.82
147+0.00	0.16	0.00	3.23	0.00	389.88	7.84	382.05
148+0.00	0.15	0.00	3.16	0.00	393.04	7.84	385.21
149+0.00	0.13	0.00	2.90	0.00	395.94	7.84	388.10
150+0.00	0.23	0.00	3.87	0.00	399.80	7.84	391.97
151+0.00	0.16	0.00	3.93	0.00	403.73	7.84	395.90
152+0.00	0.47	0.00	6.50	0.00	410.24	7.84	402.40
153+0.00	0.24	0.00	7.05	0.00	417.28	7.84	409.45
154+0.00	0.13	0.00	2.73	0.00	421.01	7.84	413.18
155+0.00	0.12	0.00	2.58	0.00	423.59	7.84	416.75
156+0.00	0.11	0.00	2.36	0.00	425.95	7.84	418.92
157+0.00	0.09	0.00	2.11	0.00	428.07	7.84	420.23
158+0.00	0.10	0.00	1.95	0.01	430.02	7.85	422.17
159+0.00	0.22	0.00	3.35	0.01	432.37	7.85	425.51
160+0.00	0.30	0.00	5.17	0.00	438.54	7.85	430.68
161+0.00	0.31	0.00	6.06	0.00	444.61	7.85	436.75
162+0.00	0.31	0.00	6.14	0.00	450.75	7.85	442.89
163+0.00	0.31	0.00	6.21	0.00	456.96	7.85	449.10
164+0.00	0.23	0.00	5.45	0.00	462.41	7.85	454.55
165+0.00	0.29	0.00	5.25	0.00	467.66	7.85	459.80
166+0.00	0.32	0.00	6.08	0.00	473.74	7.85	465.88
167+0.00	0.35	0.00	6.72	0.00	480.46	7.85	472.61
168+0.00	0.37	0.00	6.82	0.00	487.29	7.85	479.43
169+0.00	0.36	0.00	7.25	0.00	494.54	7.85	486.68
170+0.00	0.24	0.00	5.91	0.00	500.45	7.85	492.59
171+0.00	0.14	0.00	3.73	0.00	505.18	7.85	496.32
172+0.00	0.12	0.00	2.60	0.00	506.78	7.85	498.92
173+0.00	0.21	0.00	3.29	0.00	510.07	7.85	502.21
174+0.00	0.16	0.00	3.72	0.00	513.79	7.85	505.93
175+0.00	0.37	0.00	5.08	0.00	518.87	7.85	511.01
176+0.00	0.23	0.00	6.03	0.05	524.89	7.91	516.99
177+0.00	0.27	0.00	5.08	0.05	529.98	7.95	522.03
178+0.00	0.40	0.00	6.43	0.00	536.41	7.95	528.46
179+0.00	0.61	0.00	10.15	0.00	546.56	7.95	538.61
180+0.00	0.29	0.00	9.09	0.00	555.65	7.95	547.70
181+0.00	0.29	0.00	5.89	0.00	561.54	7.95	553.59
182+0.00	0.26	0.00	5.56	0.00	567.10	7.95	559.15
183+0.00	0.18	0.00	4.40	0.00	571.50	7.95	563.55
184+0.00	0.16	0.00	3.37	0.00	574.87	7.95	566.92
185+0.00	0.16	0.00	3.17	0.00	578.04	7.95	570.08
186+0.00	0.24	0.00	4.05	0.00	582.09	7.95	574.13
187+0.00	0.19	0.00	4.21	0.00	586.29	7.95	578.34
188+0.00	0.12	0.00	3.13	0.00	589.43	7.95	581.47
189+0.00	0.13	0.00	2.27	0.00	591.70	7.95	584.74
190+0.00	0.13	0.00	2.41	0.00	594.10	7.95	588.14
191+0.00	0.14	0.00	2.18	0.00	596.28	7.95	589.83
192+0.00	0.15	0.00	2.86	0.00	599.76	7.95	591.68
193+0.00	0.20	0.00	3.42	0.00	603.06	7.95	595.10
194+0.00	0.22	0.00	4.27	0.00	607.32	7.95	599.37
195+0.00	0.20	0.00	3.96	0.00	611.28	7.95	603.33
196+0.00	0.33	0.00	5.31	0.00	616.60	7.95	608.64
197+0.00	0.22	0.00	5.47	0.00	622.07	7.95	614.11
198+0.00	0.23	0.00	4.21	0.00	626.27	7.95	618.31
199+0.00	0.14	0.00	3.77	0.00	630.04	7.95	622.09
200+0.00	0.16	0.00	3.00	0.00	633.04	7.95	625.09
201+0.00	0.25	0.00	4.37	0.00	637.42	7.95	629.45
202+0.00	0.00	0.00	2.82	0.01	640.24	7.97	632.27
203+0.00	0.20	0.00	2.07	0.01	642.31	7.98	633.32
204+0.00	0.16	0.00	3.56	0.00	645.86	7.98	637.86
205+0.00	0.14	0.00	2.97	0.00	648.84	7.98	640.85
206+0.00	0.18	0.00	3.25	0.00	652.09	7.98	644.10
207+0.00	0.21	0.00	3.98	0.00	656.07	7.98	648.08
208+0.00	0.19	0.00	4.05	0.00	660.12	7.99	652.13
209+0.00	0.17	0.00	3.59	0.03	663.71	8.01	655.70
210+0.00	0.17	0.00	3.43	0.02	667.14	8.04	659.10
211+0.00	0.19	0.00	3.56	0.00	670.70	8.04	662.66
212+0.00	0.15	0.00	3.43	0.00	674.13	8.04	666.09
213+0.00	0.09	0.00	2.45	0.01	676.59	8.05	668.54
214+0.00	0.17	0.00	2.65	0.02	679.23	8.07	671.17
215+0.00	0.18	0.00	3.63	0.01	682.86	8.07	674.79
216+0.00	0.15	0.00	3.33	0.00	686.19	8.07	678.11
217+0.00	0.11	0.00	2.63	0.00	688.81	8.07	680.74
218+0.00	0.08	0.00	1.92	0.01	690.74	8.08	682.65
219+0.00	0.09	0.00	1.72	0.04	692.45	8.12	684.33
220+0.00	0.33	0.00	4.19	0.05	696.65	8.17	688.47
221+0.00	0.41	0.00	7.31	0.02	710.95	8.19	698.76
222+0.00	0.34	0.00	7.17	0.02	713.12	8.19	703.23
223+0.00	0.22	0.15	5.82	0.50	717.94	8.20	707.55
224+0.00	0.19	0.00	4.16	1.20	721.10	8.19	710.38
225+0.00	0.21	0.00	3.99	0.01	725.18	10.82	714.36
226+0.00	0.28	0.00	4.86	0.00	729.18	10.82	719.20
227+0.00	0.36	0.00	6.26	0.03	736.28	10.85	725.43
228+0.00	0.36	0.00	7.11	0.03	743.40	10.88	732.52
229+0.00	0.31	0.00	6.70	0.00	750.10	10.88	739.22
230+0.00	0.32	0.00	6.30	0.00	756.39	10.88	745.51
231+0.00	0.30	0.00	6.19	0.00	762.58	10.88	751.70
232+0.00	0.15	0.00	4.50	0.00	767.08	10.88	756.20
233+0.00	0.14	0.00	2.89	0.00	769.98	10.88	759.09
234+0.00	0.13	0.00	2.62	0.00	772.59	10.88	761.71
235+0.00	0.14	0.06	2.69	0.57	775.28	11.45	763.83
236+0.00	0.17	0.00	3.09	0.57	778.37	12.02	766.35
237+0.00	0.17	0.00	3.35	0.00	781.72	12.02	769.70
238+0.00	0.17	0.00	3.44	0.00	785.17	12.02	773.14
239+0.00	0.19	0.00	3.62	0.00	788.78	12.02	776.76
240+0.00	0.19	0.00	3.88	0.00	792.67	12.02	780.64
241+0.00	0.20	0.00	3.92	0.00	796.59	12.02	784.56
242+0.00	0.19	0.00	4.01	0.00	800.60	12.02	788.57
243+0.00	0.18	0.00	3.70	0.00	804.30	12.02	792.27
244+0.00	0.14	0.00	2.16	0.00	806.46	12.03	794.42
245+0.00	0.03	0.00	0.67	0.01	807.13	12.04	795.08
246+0.00	0.03	0.00	0.53	0.01	807.66	12.06	795.60
247+0.00	0.03	0.00	0.60	0.01	808.25	12.07	796.18
248+0.00	0.10	0.00	1.32	0.01	809.57	12.08	797.50
249+0.00	0.37	0.00	4.72	0.03	814.30	12.11	802.18
250+0.00	0.28	0.00	6.80	0.04	821.10	12.15	808.85
251+0.00	0.18	0.00	4.65	0.00	825.75	12.15	813.60